P R O J E C T N o . 2 4 0 1 9 4

DRAWINGS FOR

CHANGE OF USE KITCHEN AND COOL ROOM AREA TO FOOD AND DRINK PREMISES

AT

284 CANTERBURY RD, CANTERBURY, NSW 2193

CUBITIC
CONSULTING

REVISIONS

No	AMENDMENT	ENG	DRAFT	DATE
2	ISSUED FOR DA APPROVAL	M.W.	A.K.	11.08.25
1	ISSUED FOR BUILDING INFORMATION CERTIFICATE	M.W.	A.K.	24.06.25

SCALE BAR

1:100
0 10 20 30 40 50 100 mm

COPYRIGHT ©
THIS DRAWING IS COPYRIGHT AND THE PROPERTY OF CUBITIC CONSULTING PTY LTD. IT MUST NOT BE RETAINED, COPIED OR USED WITHOUT THE AUTHORITY OF CUBITIC CONSULTING PTY LTD.

DISCLAIMER
THIS DRAWING AND ITS CONTENTS ARE ELECTRONICALLY GENERATED, ARE CONFIDENTIAL AND MAY ONLY BE USED FOR THE PURPOSE FOR WHICH THEY WERE INTENDED. CUBITIC CONSULTING PTY LTD. WILL NOT ACCEPT RESPONSIBILITY FOR ANY CONSEQUENCES ARISING FROM THE USE OF THE DRAWING FOR OTHER THAN ITS INTENDED PURPOSE OR WHERE THE DRAWING HAS BEEN ALTERED, AMENDED OR CHANGED EITHER MANUALLY OR ELECTRONICALLY BY ANY THIRD PARTY.

CUBITIC
CONSULTING
PTY. LTD. A.B.N. 77 143 640 586
STRUCTURAL | POST TENSIONING

SUITE 3, 1 BULLECOURT AVE, MILPERRA, NSW 2214
Office - (+61) 2 8606 1285 | Mobile - (+61) 452 500 443
Email - info@cubitic.com.au | Web - www.cubitic.com.au

CLIENT
CLIENT ADDRESS

DESIGN
CUBITIC CONSILTING
SUITE 3, 1 BULLECOURT AVE, MILPERRA, NSW 2214

PROJECT TITLE
CHANGE OF USE KITCHEN AND COOL ROOM AREA
TO FOOD AND DRINK PREMISES AT
284 CANTERBURY RD, CANTERBURY, NSW 2193

DRAWING TITLE
COVER SHEET

DESIGNER	DRAFTSPERSON	APPROVED BY
---------	A.KAMEL	M.WASEF

SCALE @ A1	DATE	SHEET SIZE	REVISION
1:100		A1	1

JOB No	DRAWING No.
240194	A0000

ArsenyKamel Jun 09, 2026 - 2:15PM C:\Users\ArsenyKamel\Cubitic Consulting PTY LTD\Cubitic Project Management - General\Metro Petroleum - Dib Group\240194 - 284 Canterbury Rd, Canterbury, NSW 2193\2. DA\Architectural - Cubitic\1. Working Drawings\A0000-COVER SHEET.dwg

NEIGHBOUR NOTIFICATION

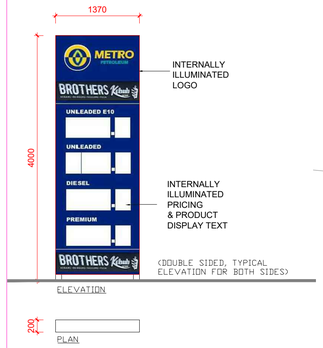

SIGNAGE B DETAILS
SCALE: 1:50

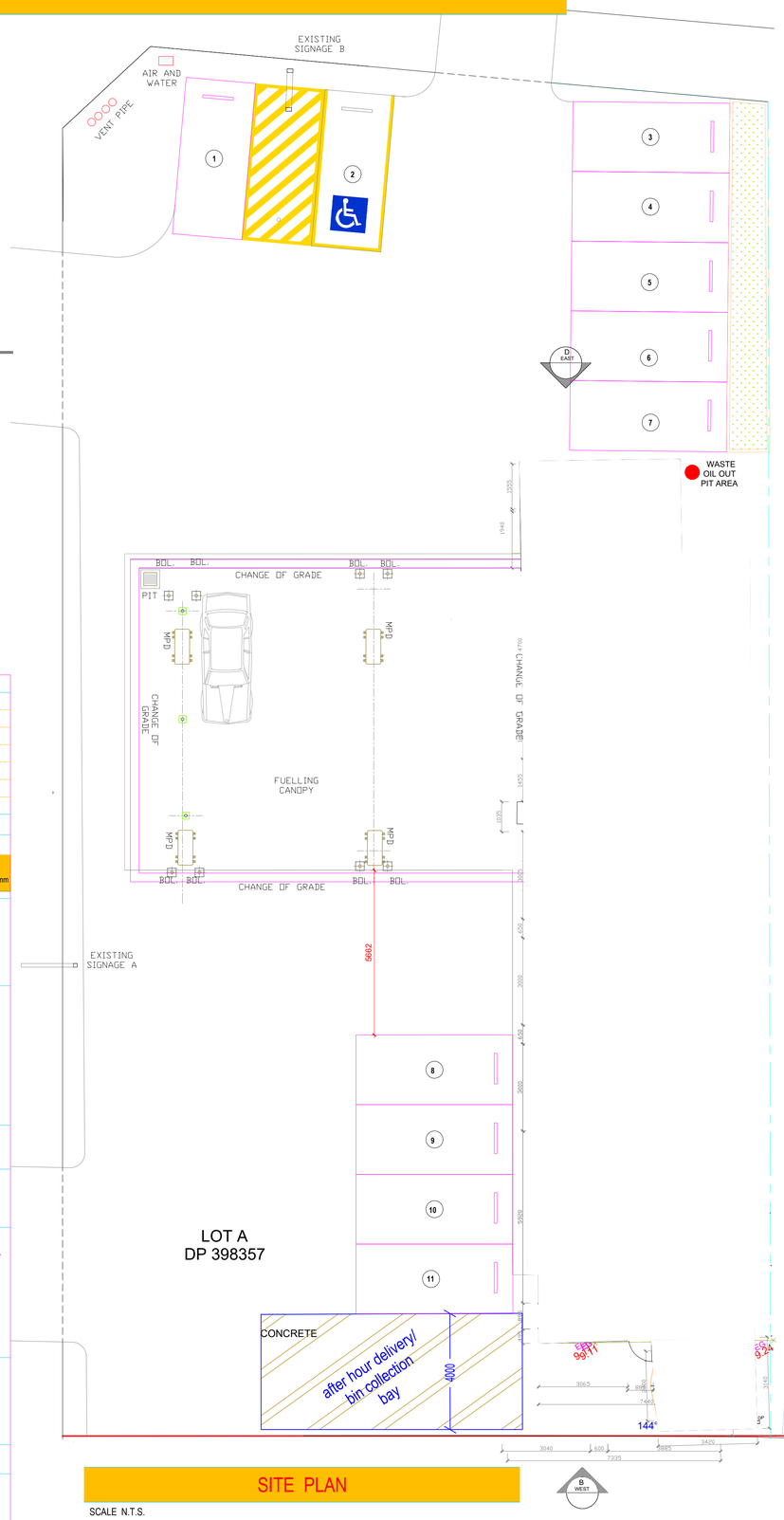

SITE PLAN
SCALE N.T.S.

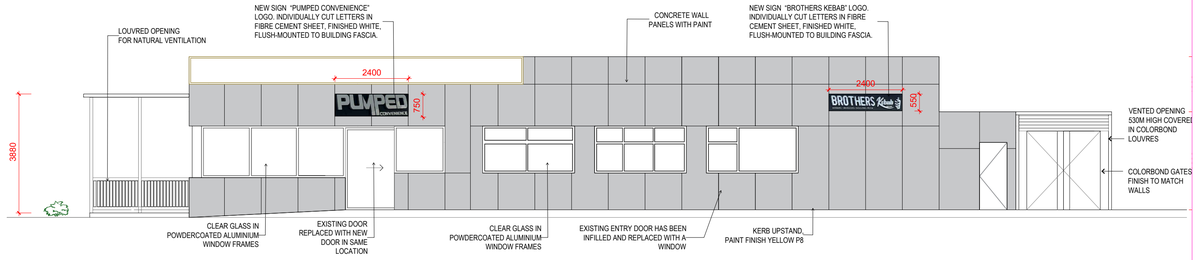

A NORTH SHOP ELEVATION
SCALE 1:100

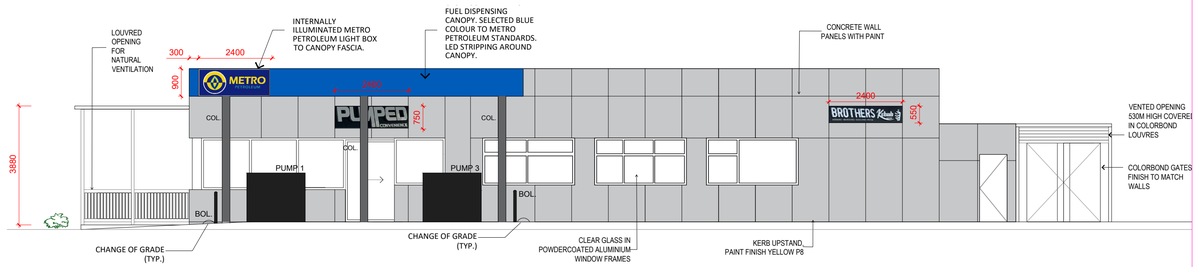

A NORTH CANOPY ELEVATION
SCALE 1:100

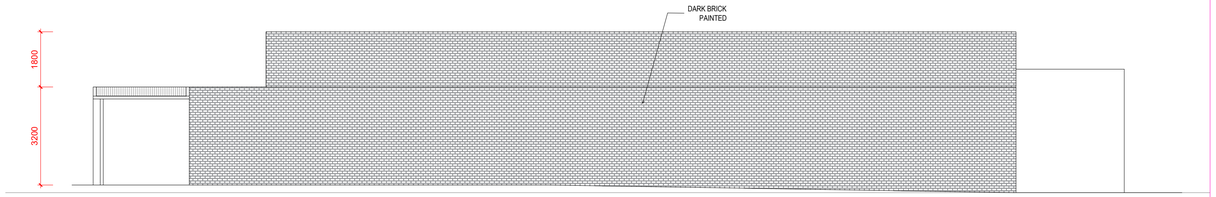

C SOUTH ELEVATION
SCALE 1:100

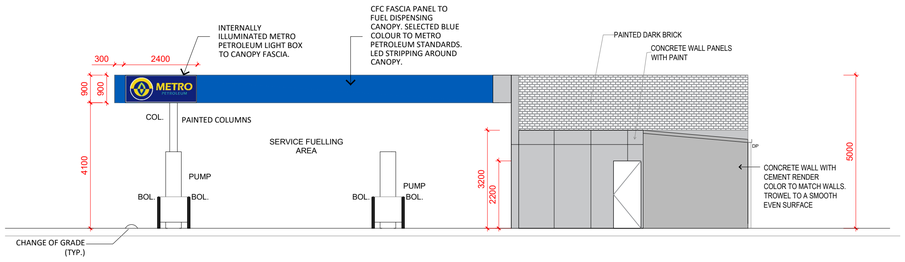

B WEST ELEVATION
SCALE 1:100

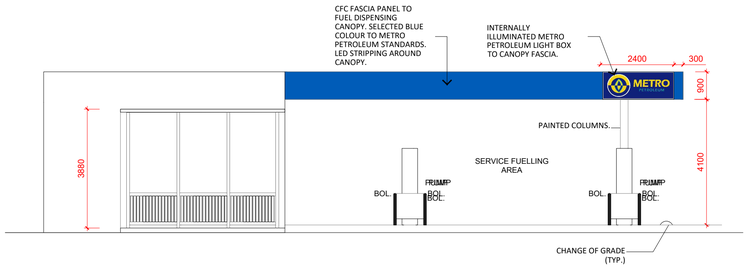

ELEVATIONS
SCALE N.T.S.

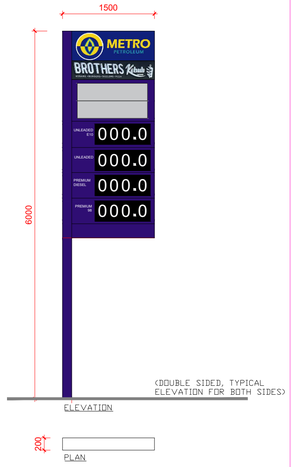

SIGNAGE A DETAILS
SCALE: 1:50

REVISIONS

No	AMENDMENT	ENG	DRAFT	DATE

SCALE BAR
1:100
0 10 20 30 40 50 100 mm

COPYRIGHT ©
THE DRAWING IS COPYRIGHT AND THE PROPERTY OF CUBITIC CONSULTING PTY LTD. IT MUST NOT BE RETAINED, COPIED OR USED WITHOUT THE AUTHORITY OF CUBITIC CONSULTING PTY LTD.

DISCLAIMER
THE DRAWING AND ITS CONTENTS ARE ELECTRONICALLY GENERATED, ARE CONFIDENTIAL AND MAY ONLY BE USED FOR THE PURPOSE FOR WHICH THEY WERE INTENDED. CUBITIC CONSULTING PTY LTD. WILL NOT ACCEPT RESPONSIBILITY FOR ANY CONSEQUENCES ARISING FROM THE USE OF THE DRAWING FOR OTHER THAN ITS INTENDED PURPOSE OR WHERE THE DRAWING HAS BEEN ALTERED, AMENDED OR CHANGED EITHER MANUALLY OR ELECTRONICALLY BY ANY THIRD PARTY.

CUBITIC CONSULTING
PTY. LTD. A.B.N. 77 143 640 586
STRUCTURAL | POST TENSIONING
SUITE 3, 1 BULLECOURT AVE, MILPERRA, NSW 2214
Office - (+61) 2 8606 1285 | Mobile - (+61) 452 500 443
Email - info@cubitic.com.au | Web - www.cubitic.com.au

CLIENT
CLIENT ADDRESS

DESIGN
CUBITIC CONSILTING
SUITE 3, 1 BULLECOURT AVE, MILPERRA, NSW 2214

PROJECT TITLE
CHANGE OF USE KITCHEN AND COOL ROOM AREA
TO FOOD AND DRIVE PREMISES AT
284 CANTERBURY RD, CANTERBURY, NSW 2193

DRAWING TITLE
SITE PLAN, ELEVATIONS and SIGNAGES

DESIGNER	DRAFTSPERSON	APPROVED BY	
---------	A.KAMEL	M.WASEF	
SCALE @ A1 1:100	DATE	SHEET SIZE A1	REVISION 1
JOB No 240194	DRAWING No. A0000		

Jun 09, 2025 - 2:15PM C:\Users\kasyan\Kamel\Cubitic Consulting PTY. LTD\Cubitic Project Management - General\Metro Petroleum - Cbb Group\240194 - 284 Canterbury Rd, Canterbury, NSW 21932 - DA\Architectural - Cubitic\1. Working Drawings\A0000-Neighbour Notification A4.dwg

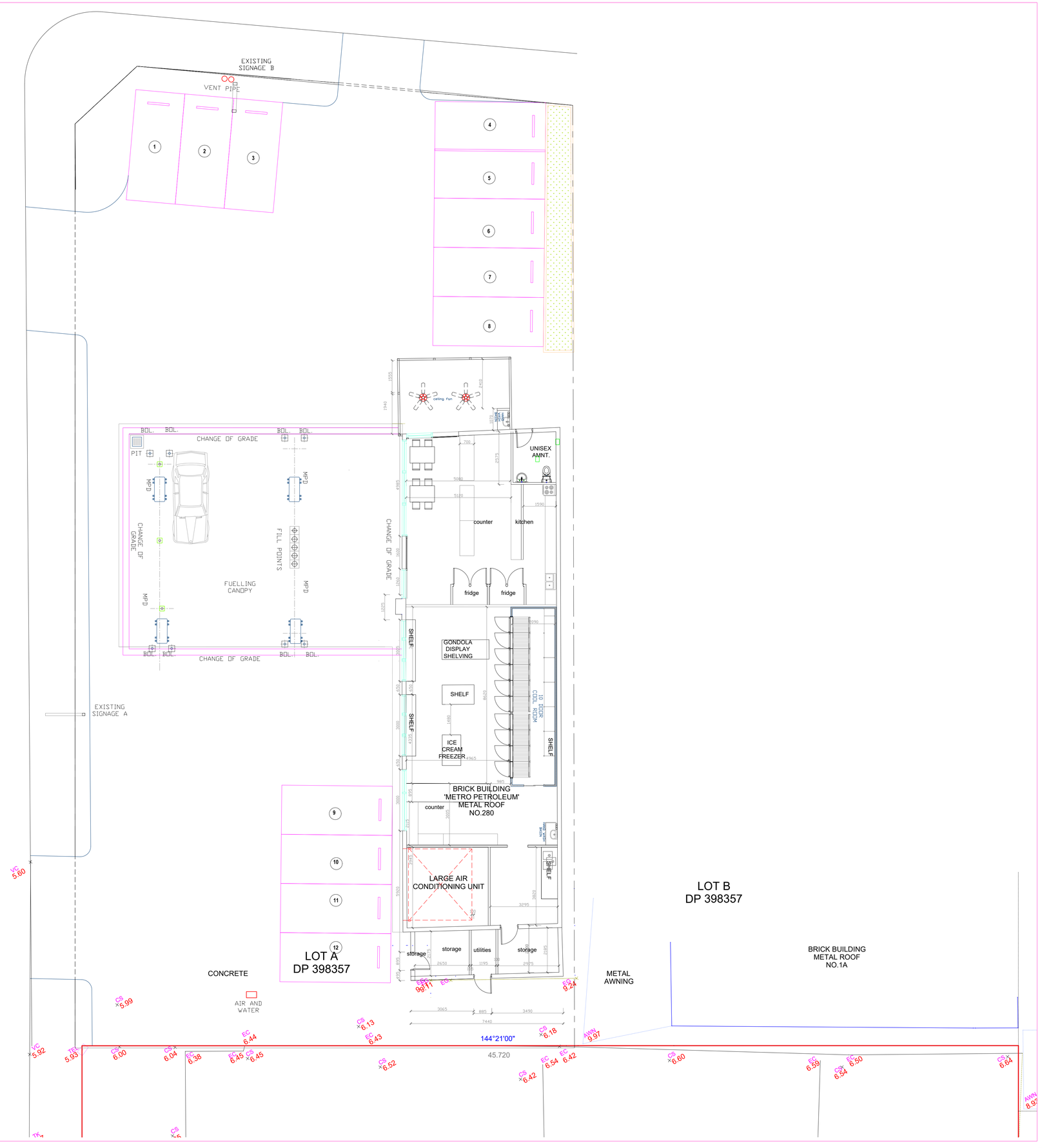

EXISTING SITE PLAN

SCALE 1:100

REVISIONS				
3	ISSUED FOR DA APPROVAL	M.W.	A.K.	24.10.25
2	ISSUED FOR DA APPROVAL	M.W.	A.K.	11.08.25
1	ISSUED FOR BUILDING INFORMATION CERTIFICATE	M.W.	A.K.	24.06.25
No	AMENDMENT	ENG	DRAFT	DATE

SCALE BAR

1:100 — 0 10 20 30 40 50 100 mm

COPYRIGHT ©
THIS DRAWING IS COPYRIGHT AND THE PROPERTY OF CUBITIC CONSULTING PTY LTD. IT MUST NOT BE RETAINED, COPIED OR USED WITHOUT THE AUTHORITY OF CUBITIC CONSULTING PTY LTD.

DISCLAIMER
THIS DRAWING AND ITS CONTENTS ARE ELECTRONICALLY GENERATED, ARE CONFIDENTIAL AND MAY ONLY BE USED FOR THE PURPOSE FOR WHICH THEY WERE INTENDED. CUBITIC CONSULTING PTY LTD. WILL NOT ACCEPT RESPONSIBILITY FOR ANY CONSEQUENCES ARISING FROM THE USE OF THE DRAWING FOR OTHER THAN ITS INTENDED PURPOSE OR WHERE THE DRAWING HAS BEEN ALTERED, AMENDED OR CHANGED EITHER MANUALLY OR ELECTRONICALLY BY ANY THIRD PARTY.

CUBITIC CONSULTING
PTY. LTD. A.B.N. 77 143 640 586
STRUCTURAL | POST TENSIONING

SUITE 3, 1 BULLECOURT AVE, MILPERRA, NSW 2214
Office - (+61) 2 8606 1285 | Mobile - (+61) 452 500 443
Email - info@cubitic.com.au | Web - www.cubitic.com.au

CLIENT
CLIENT ADDRESS

DESIGN
CUBITIC CONSILTING
SUITE 3, 1 BULLECOURT AVE, MILPERRA, NSW 2214

PROJECT TITLE
CHANGE OF USE KITCHEN AND COOL ROOM AREA
TO FOOD AND DRINK PREMISES AT
284 CANTERBURY RD, CANTERBURY, NSW 2193

DRAWING TITLE
OLD SITE PLAN

DESIGNER	DRAFTSPERSON	APPROVED BY	
---------	A.KAMEL	M.WASEF	
SCALE @ A1 1:100	DATE	SHEET SIZE A1	REVISION
JOB No 240194	DRAWING No. A0050		1

Jun 09, 2026 - 2:15PM, C:\Users\AksamyKamel\Cubitic Consulting PTY LTD\Cubitic Project Management - General\Metro Petroleum - Cbb Group\240194 - 284 Canterbury Rd, Canterbury, NSW 2193\2. DA\Architectural - Cubitic1. Working Drawings\A0050-EXISTING SITE PLAN.dwg
AksamyKamel

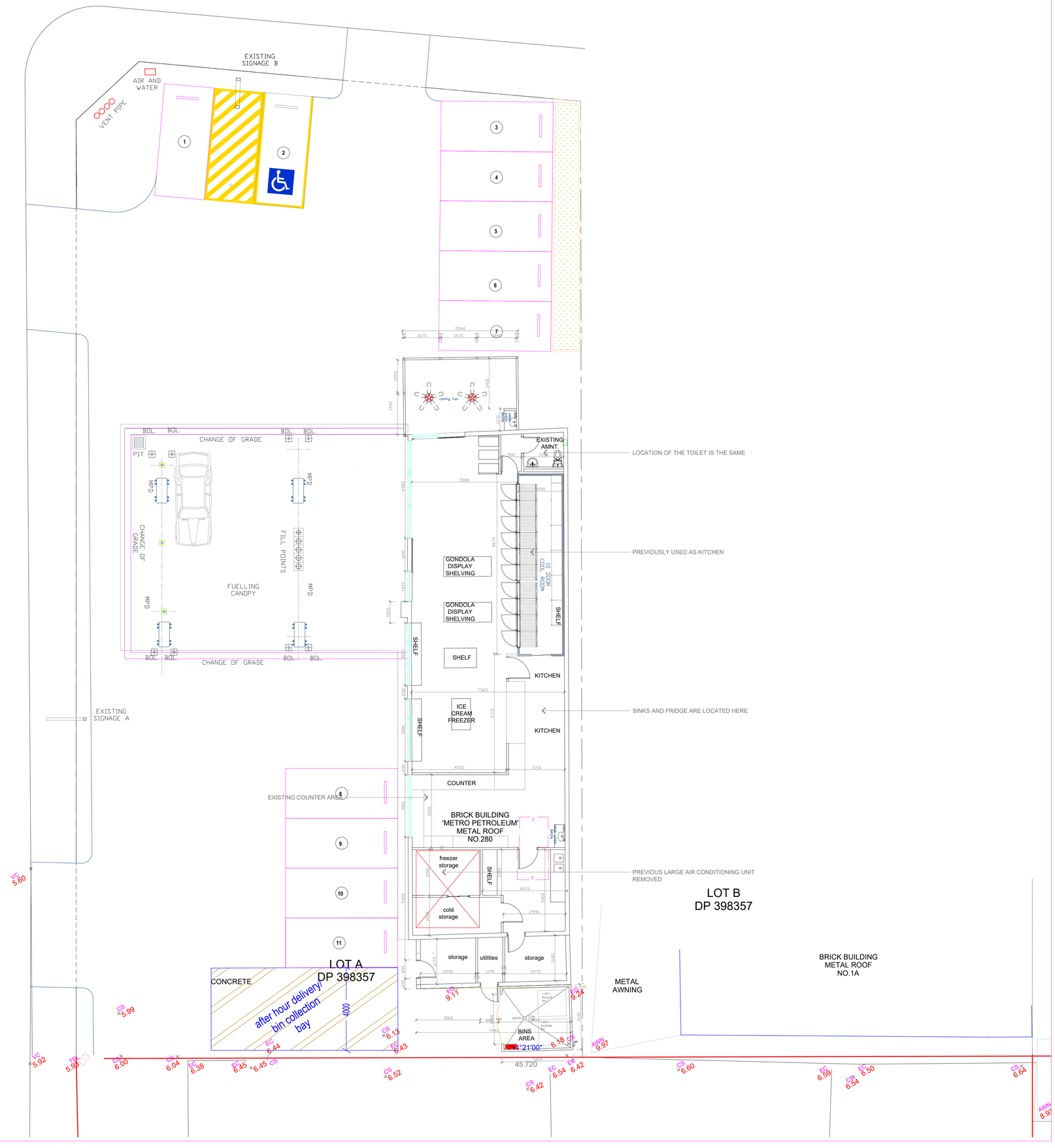

EXISTING SITE PLAN

SCALE 1:100

REVISIONS

No	AMENDMENT	ENG	DRAFT	DATE
4	ISSUED FOR DA APPROVAL	M.W.	A.K.	24.02.26
3	ISSUED FOR DA APPROVAL	M.W.	A.K.	24.10.25
2	ISSUED FOR DA APPROVAL	M.W.	A.K.	11.08.25
1	ISSUED FOR BUILDING INFORMATION CERTIFICATE	M.W.	A.K.	24.06.25

SCALE BAR

1:100 0 10 20 30 40 50 100 mm

COPYRIGHT ©
THIS DRAWING IS COPYRIGHT AND THE PROPERTY OF CUBITIC CONSULTING PTY LTD. IT MUST NOT BE RETAINED, COPIED OR USED WITHOUT THE AUTHORITY OF CUBITIC CONSULTING PTY LTD.

DISCLAIMER
THIS DRAWING AND ITS CONTENTS ARE ELECTRONICALLY GENERATED. ARE CONFIDENTIAL AND MAY ONLY BE USED FOR THE PURPOSE FOR WHICH THEY WERE INTENDED. CUBITIC CONSULTING PTY LTD. WILL NOT ACCEPT RESPONSIBILITY FOR ANY CONSEQUENCES ARISING FROM THE USE OF THE DRAWING FOR OTHER THAN ITS INTENDED PURPOSE OR WHERE THE DRAWING HAS BEEN ALTERED, AMENDED OR CHANGED EITHER MANUALLY OR ELECTRONICALLY BY ANY THIRD PARTY.

CUBITIC CONSULTING
PTY. LTD. A.B.N. 77 143 640 586
STRUCTURAL | POST TENSIONING

SUITE 3, 1 BULLECOURT AVE, MILPERRA, NSW 2214
Office - (+61) 2 8606 1285 | Mobile - (+61) 452 500 443
Email - info@cubitic.com.au | Web - www.cubitic.com.au

CLIENT
CLIENT ADDRESS

DESIGN
CUBITIC CONSILTING
SUITE 3, 1 BULLECOURT AVE, MILPERRA, NSW 2214

PROJECT TITLE
CHANGE OF USE KITCHEN AND COOL ROOM AREA
TO FOOD AND DRINK PREMISES AT
284 CANTERBURY RD, CANTERBURY, NSW 2193

DRAWING TITLE
NEW LAYOUT WITH THE OLD SITE PLAN

DESIGNER	DRAFTSPERSON	APPROVED BY
---------	A.KAMEL	M.WASEF
SCALE @ A1: 1:100	DATE	SHEET SIZE: A1
JOB No: 240194	DRAWING No.: A0055	REVISION: 4

Jun 09, 2026 - 2:15PM C:\Users\Arsany\Kamel\Cubitic Consulting PTY LTD\Cubitic Project Management - General\Metro Petroleum - Cbb Group\240194 - 284 Canterbury Rd, Canterbury, NSW 2193\2. DA\Architectural - Cubitic1. Working Drawings\A0055-EXISTING SITE PLAN COMMENTS.dwg
Arsany\Kamel

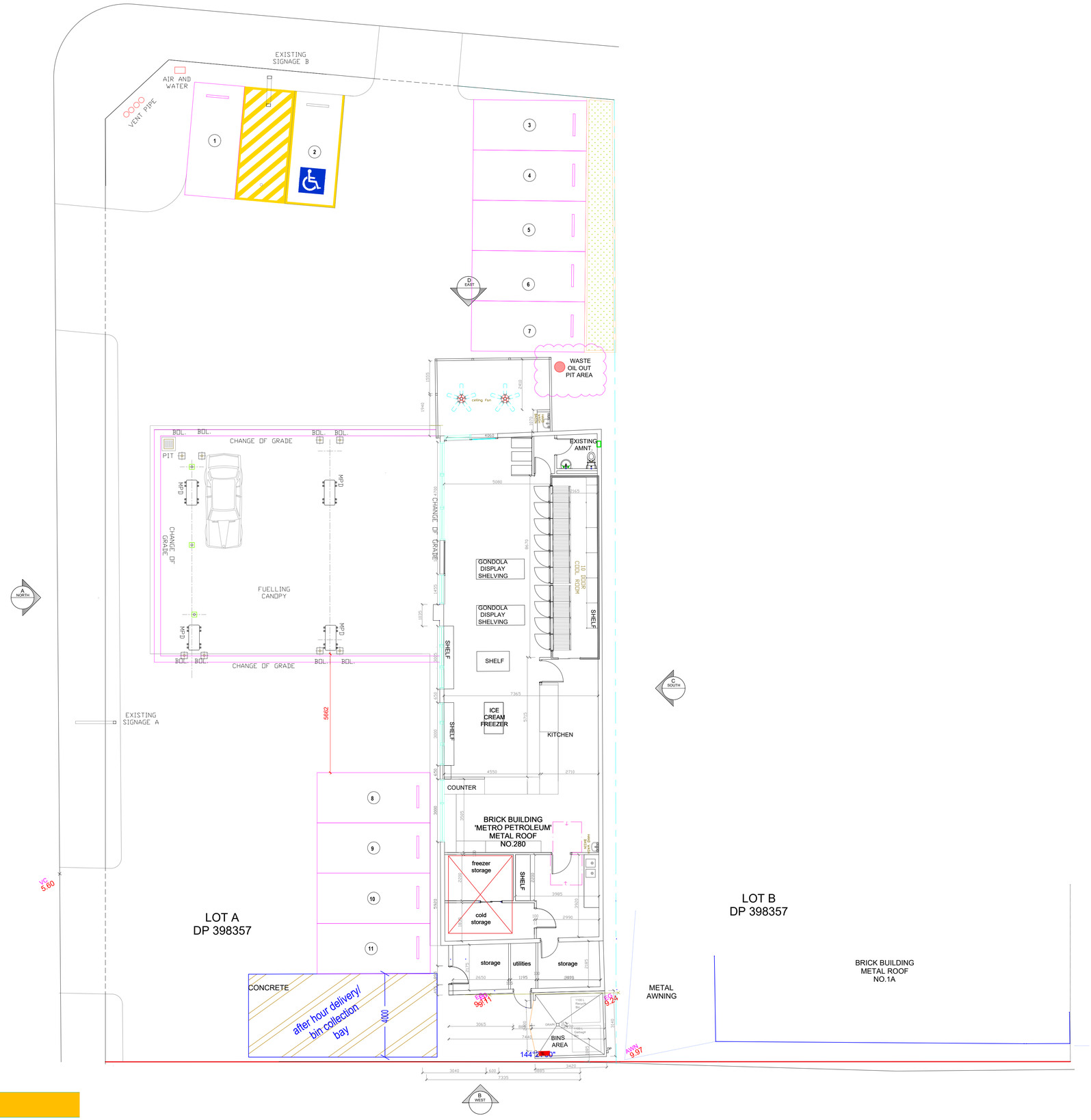

SITE PLAN

SCALE 1:100

REVISIONS

No	AMENDMENT	ENG	DRAFT	DATE
8	ISSUED FOR DA APPROVAL	M.W.	A.K.	01.06.26
7	ISSUED FOR DA APPROVAL	M.W.	A.K.	24.02.26

SCALE BAR

1:100 0 10 20 30 40 50 100 mm

COPYRIGHT ©
THIS DRAWING IS COPYRIGHT AND THE PROPERTY OF CUBITIC CONSULTING PTY LTD. IT MUST NOT BE RETAINED, COPIED OR USED WITHOUT THE AUTHORITY OF CUBITIC CONSULTING PTY LTD.

DISCLAIMER
THIS DRAWING AND ITS CONTENTS ARE ELECTRONICALLY GENERATED, ARE CONFIDENTIAL AND MAY ONLY BE USED FOR THE PURPOSE FOR WHICH THEY WERE INTENDED. CUBITIC CONSULTING PTY LTD. WILL NOT ACCEPT RESPONSIBILITY FOR ANY CONSEQUENCES ARISING FROM THE USE OF THE DRAWING FOR OTHER THAN ITS INTENDED PURPOSE OR WHERE THE DRAWING HAS BEEN ALTERED, AMENDED OR CHANGED EITHER MANUALLY OR ELECTRONICALLY BY ANY THIRD PARTY.

CUBITIC CONSULTING
PTY. LTD. A.B.N. 77 143 640 586
STRUCTURAL | POST TENSIONING

SUITE 3, 1 BULLECOURT AVE, MILPERRA, NSW 2214
Office - (+61) 2 8606 1285 | Mobile - (+61) 452 500 443
Email - info@cubitic.com.au | Web - www.cubitic.com.au

CLIENT
CLIENT ADDRESS

DESIGN
CUBITIC CONSILTING
SUITE 3, 1 BULLECOURT AVE, MILPERRA, NSW 2214

PROJECT TITLE
CHANGE OF USE KITCHEN AND COOL ROOM AREA
TO FOOD AND DRINK PREMISES AT
284 CANTERBURY RD, CANTERBURY, NSW 2193

DRAWING TITLE
SITE PLAN

DESIGNER	DRAFTSPERSON	APPROVED BY
---------	A.KAMEL	M.WASEF

SCALE @ A1	DATE	SHEET SIZE	REVISION
1:200		A1	7

JOB No	DRAWING No.
240194	A0100

Anoop/Kamel Jun 09, 2026 - 2:15PM C:\Users\Anoop\Kamel\Cubitic Consulting PTY LTD\Cubitic Project Management - General\Metro Petroleum - Dia Group\240194 - 284 Canterbury Rd, Canterbury, NSW 2193\2. DA\Architectural - Cubitic\1. Working Drawings\A0100-SITE PLAN.dwg

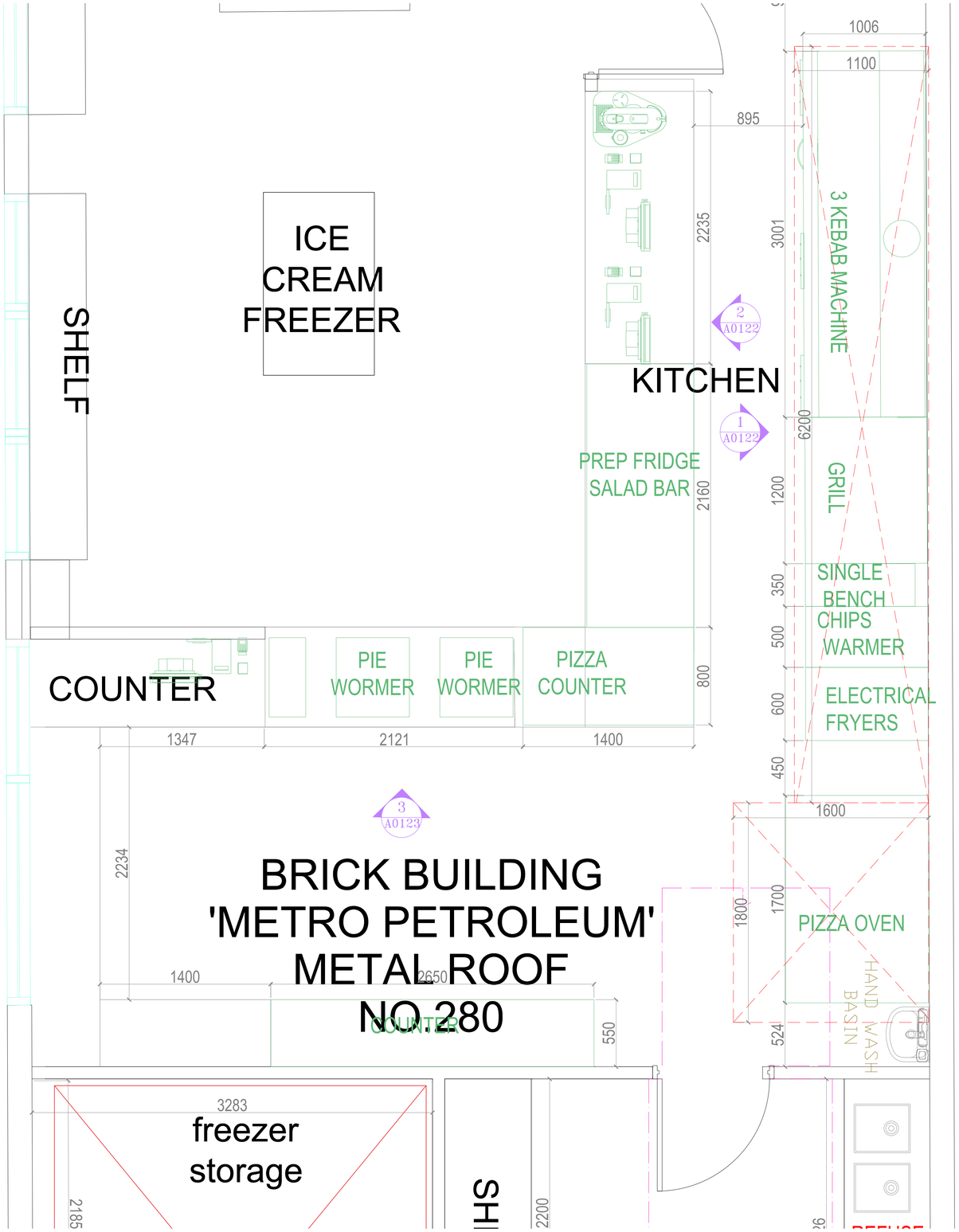

KITCHEN NOTES:

1. ALL CONSTRUCTION AND FIT-OUT OF THE FOOD PREMISES COMPLIES WITH THE FOOD ACT 2003, FOOD REGULATION 2015, FOOD STANDARDS CODE AUSTRALIA AND NEW ZEALAND AND AUSTRALIAN STANDARD 4674-2004: DESIGN, CONSTRUCTION AND FIT OUT OF FOOD PREMISES.

2. THE LIGHT FITTINGS MUST BE EITHER:
   A. RECESSED SO THAT THE DIFFUSER IS FLUSH WITH CEILING
   B. DESIGNED TO ENSURE THAT NO HORIZONTAL SURFACE EXISTS WHICH WOULD ALLOW DUST AND GREASE TO ACCUMULATE (AS 4674-2004, SECTION 2.6.2).

3. ALL FIXTURES, FITTINGS AND EQUIPMENT MUST BE PROVIDED WITH SMOOTH AND IMPERVIOUS SURFACES, FREE FROM CRACKS AND CREVICES TO ENABLE EASY CLEANING (AS 4674-2004, SECTION 4). ALL FITTINGS AND FIXTURES MUST BE BUILT INTO THE WALL AND FLOOR SO TO BE FREE FROM JOINTS, GAPS AND CAVITIES TO ENABLE EASY CLEANING OR ALTERNATIVELY, SUPPORTED ON ONE OF THE FOLLOWING IN ACCORDANCE WITH TABLE 4.5 OF AS 4674-2004:
   A. PLINTHS MUST BE AN INTEGRAL PART OF THE FLOOR, CONSTRUCTED OF SOLID MATERIALS SIMILAR TO THE FLOOR AT LEAST 75 MM IN HEIGHT AND COVED AT THE INTERSECTION WITH THE FLOOR. ALL PLINTHS MUST HAVE A SMOOTH AND IMPERVIOUS FINISH. ALL FITTINGS AND FIXTURES MUST BE PROPERLY SEALED TO THE PLINTH SO TO BE FREE FROM GAPS, CRACKS AND CAVITIES.
   B. FITTINGS AND FIXTURES CAN BE SUPPORTED ON WHEELS OR CASTORS. THE WHEELS AND CASTORS MUST BE CAPABLE OF SUPPORTING AND EASILY MOVING A FULL LOADED FITTING. ALL WHEELS AND CASTORS MUST BE PROVIDED WITH A RESTRAINING DEVICE.
   C. FITTINGS AND FIXTURES CAN BE SUPPORTED ON LEGS BUT MUST BE CONSTRUCTED OF NON-CORROSIVE, SMOOTH METAL OR MOULDED PLASTIC. ALL LEGS MUST BE FREE FROM CRACKS AND CREVICES. ALL LEGS MUST HAVE A CLEARANCE SPACE BETWEEN THE FLOOR AND THE UNDERSIDE OF THE FITTING OF AT LEAST 150 MM. FALSE BOTTOMS UNDER FITTINGS ARE NOT PERMITTED (AS 4674-2004, SECTIONS 4.2 AND 4.3).

4. ALL SHELVING MUST BE LOCATED AT LEAST 25 MM OFF THE WALL OR ALTERNATIVELY, THE INTERSECTION OF THE SHELF AND THE WALL IS TO BE COMPLETELY SEALED. ALL SHELVING MUST BE CONSTRUCTED AT LEAST 150 MM FROM THE FLOOR LEVEL (AS 4674-2004, SECTION 4.2).

5. FLYSCREENS AND/OR OTHER APPROVED MEANS OF EXCLUDING THE ENTRY OF PESTS MUST BE PROVIDED TO ALL WINDOW AND DOOR OPENINGS IN ACCORDANCE WITH SECTION 2.1.5 OF AS 4674-2004.WHERE PIPE WORK, DRAINS, CABLES AND DUCTS PENETRATE WALLS, CEILINGS AND ROOFS, HOLES MUST BE SEALED, FILLED AND FINISHED TO PREVENT THE ENTRY OF PESTS.SPACES BETWEEN ADJOINING STRUCTURES, SUCH AS BETWEEN COOL ROOM WALLS AND PREMISES WALLS, MUST BE ACCESSIBLE FOR INSPECTION AND CLEANING OR SEALED WITH A SUITABLE COMPOUND SO THAT THEY ARE INACCESSIBLE TO PESTS.SPACES BETWEEN THE TOP SURFACE OF EQUIPMENT OR STRUCTURES, SUCH AS COOL ROOMS, MUST BE ACCESSIBLE FOR INSPECTION AND CLEANING OR SEALED/BOXED IN SO THAT THEY ARE INACCESSIBLE TO PESTS.

6. THE HOT WATER SERVICE MUST BE POSITIONED AT LEAST 75 MM CLEAR OF THE ADJACENT WALL SURFACES, AND MOUNTED AT A MINIMUM 150 MM ABOVE THE FLOOR LEVEL ON A NON-CORROSIVE METAL STAND. THE HOT WATER SYSTEM MUST BE OF ADEQUATE SIZE TO ENABLE A SUFFICIENT AMOUNT OF HOT WATER TO ALL WASHING FACILITIES THROUGHOUT THE WORKING DAY (AS4674-2004, SECTION 4.3).

KITCHEN FLOOR PLAN

SCALE 1:100

REVISIONS

No	AMENDMENT	ENG	DRAFT	DATE
1	ISSUED FOR DA APPROVAL	M.W.	A.K.	29.05.26

SCALE BAR

1:100 0 10 20 30 40 50 100 mm

COPYRIGHT ©
THIS DRAWING IS COPYRIGHT AND THE PROPERTY OF CUBITIC CONSULTING PTY LTD. IT MUST NOT BE RETAINED, COPIED OR USED WITHOUT THE AUTHORITY OF CUBITIC CONSULTING PTY LTD.

DISCLAIMER
THIS DRAWING AND ITS CONTENTS ARE ELECTRONICALLY GENERATED, ARE CONFIDENTIAL AND MAY ONLY BE USED FOR THE PURPOSE FOR WHICH THEY WERE INTENDED. CUBITIC CONSULTING PTY LTD. WILL NOT ACCEPT RESPONSIBILITY FOR ANY CONSEQUENCES ARISING FROM THE USE OF THE DRAWING FOR OTHER THAN ITS INTENDED PURPOSE OR WHERE THE DRAWING HAS BEEN ALTERED, AMENDED OR CHANGED EITHER MANUALLY OR ELECTRONICALLY BY ANY THIRD PARTY.

CUBITIC CONSULTING
PTY. LTD. A.B.N. 77 143 640 586
STRUCTURAL | POST TENSIONING

SUITE 3, 1 BULLECOURT AVE, MILPERRA, NSW 2214
Office - (+61) 2 8606 1285 | Mobile - (+61) 452 500 443
Email - info@cubitic.com.au | Web - www.cubitic.com.au

CLIENT
CLIENT ADDRESS

DESIGN
CUBITIC CONSILTING
SUITE 3, 1 BULLECOURT AVE, MILPERRA, NSW 2214

PROJECT TITLE
CHANGE OF USE KITCHEN AND COOL ROOM AREA
TO FOOD AND DRINK PREMISES AT 284 CANTERBURY RD, CANTERBURY, NSW 2193

DRAWING TITLE
KITCHEN PART PLAN -01

DESIGNER	DRAFTSPERSON	APPROVED BY
---------	A.KAMEL	M.WASEF

SCALE @ A1	DATE	SHEET SIZE	REVISION
1:200		A1	1

JOB No	DRAWING No.
240194	A0120

A:\samy\Kamel Jun 09, 2026 - 2:16PM C:\Users\Akram\Kamel\Cubitic Consulting PTY. LTD\Cubitic Project Management - General\Metro Petroleum - 2\h Group\240194 - 284 Canterbury Rd, Canterbury, NSW 2193\2. DA\Architectural - Cubitic\1. Working Drawings\A0120- Kitchen Floor Plan part 1.dwg

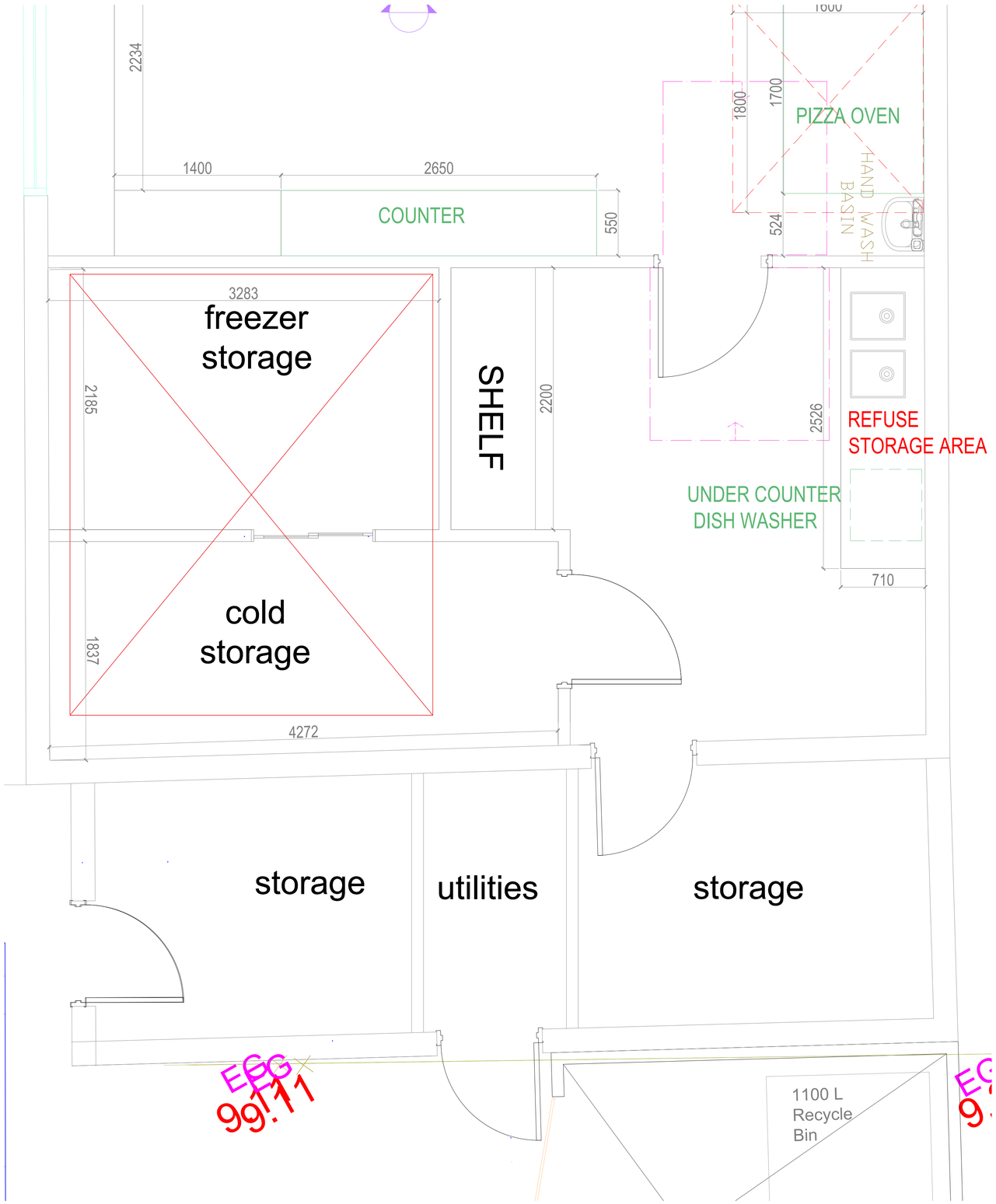

KITCHEN FLOOR PLAN

SCALE 1:100

KITCHEN NOTES:

1. ALL CONSTRUCTION AND FIT-OUT OF THE FOOD PREMISES COMPLIES WITH THE FOOD ACT 2003, FOOD REGULATION 2015, FOOD STANDARDS CODE AUSTRALIA AND NEW ZEALAND AND AUSTRALIAN STANDARD 4674-2004: DESIGN, CONSTRUCTION AND FIT OUT OF FOOD PREMISES.

2. THE LIGHT FITTINGS MUST BE EITHER:
   A. RECESSED SO THAT THE DIFFUSER IS FLUSH WITH CEILING
   B. DESIGNED TO ENSURE THAT NO HORIZONTAL SURFACE EXISTS WHICH WOULD ALLOW DUST AND GREASE TO ACCUMULATE (AS 4674-2004, SECTION 2.6.2).

3. ALL FIXTURES, FITTINGS AND EQUIPMENT MUST BE PROVIDED WITH SMOOTH AND IMPERVIOUS SURFACES, FREE FROM CRACKS AND CREVICES TO ENABLE EASY CLEANING (AS 4674-2004, SECTION 4). ALL FITTINGS AND FIXTURES MUST BE BUILT INTO THE WALL AND FLOOR SO TO BE FREE FROM JOINTS, GAPS AND CAVITIES TO ENABLE EASY CLEANING OR ALTERNATIVELY, SUPPORTED ON ONE OF THE FOLLOWING IN ACCORDANCE WITH TABLE 4.5 OF AS 4674-2004:
   A. PLINTHS MUST BE AN INTEGRAL PART OF THE FLOOR, CONSTRUCTED OF SOLID MATERIALS SIMILAR TO THE FLOOR AT LEAST 75 MM IN HEIGHT AND COVED AT THE INTERSECTION WITH THE FLOOR. ALL PLINTHS MUST HAVE A SMOOTH AND IMPERVIOUS FINISH. ALL FITTINGS AND FIXTURES MUST BE PROPERLY SEALED TO THE PLINTH SO TO BE FREE FROM GAPS, CRACKS AND CAVITIES.
   B. FITTINGS AND FIXTURES CAN BE SUPPORTED ON WHEELS OR CASTORS. THE WHEELS AND CASTORS MUST BE CAPABLE OF SUPPORTING AND EASILY MOVING A FULL LOADED FITTING. ALL WHEELS AND CASTORS MUST BE PROVIDED WITH A RESTRAINING DEVICE.
   C. FITTINGS AND FIXTURES CAN BE SUPPORTED ON LEGS BUT MUST BE CONSTRUCTED OF NON-CORROSIVE, SMOOTH METAL OR MOULDED PLASTIC. ALL LEGS MUST BE FREE FROM CRACKS AND CREVICES. ALL LEGS MUST HAVE A CLEARANCE SPACE BETWEEN THE FLOOR AND THE UNDERSIDE OF THE FITTING OF AT LEAST 150 MM. FALSE BOTTOMS UNDER FITTINGS ARE NOT PERMITTED (AS 4674-2004, SECTIONS 4.2 AND 4.3).

4. ALL SHELVING MUST BE LOCATED AT LEAST 25 MM OFF THE WALL OR ALTERNATIVELY, THE INTERSECTION OF THE SHELF AND THE WALL IS TO BE COMPLETELY SEALED. ALL SHELVING MUST BE CONSTRUCTED AT LEAST 150 MM FROM THE FLOOR LEVEL (AS 4674-2004, SECTION 4.2).

5. FLYSCREENS AND/OR OTHER APPROVED MEANS OF EXCLUDING THE ENTRY OF PESTS MUST BE PROVIDED TO ALL WINDOW AND DOOR OPENINGS IN ACCORDANCE WITH SECTION 2.1.5 OF AS 4674-2004.WHERE PIPE WORK, DRAINS, CABLES AND DUCTS PENETRATE WALLS, CEILINGS AND ROOFS, HOLES MUST BE SEALED, FILLED AND FINISHED TO PREVENT THE ENTRY OF PESTS.SPACES BETWEEN ADJOINING STRUCTURES, SUCH AS BETWEEN COOL ROOM WALLS AND PREMISES WALLS, MUST BE ACCESSIBLE FOR INSPECTION AND CLEANING OR SEALED WITH A SUITABLE COMPOUND SO THAT THEY ARE INACCESSIBLE TO PESTS.SPACES BETWEEN THE TOP SURFACE OF EQUIPMENT OR STRUCTURES, SUCH AS COOL ROOMS, MUST BE ACCESSIBLE FOR INSPECTION AND CLEANING OR SEALED/BOXED IN SO THAT THEY ARE INACCESSIBLE TO PESTS.

6. THE HOT WATER SERVICE MUST BE POSITIONED AT LEAST 75 MM CLEAR OF THE ADJACENT WALL SURFACES, AND MOUNTED AT A MINIMUM 150 MM ABOVE THE FLOOR LEVEL ON A NON-CORROSIVE METAL STAND. THE HOT WATER SYSTEM MUST BE OF ADEQUATE SIZE TO ENABLE A SUFFICIENT AMOUNT OF HOT WATER TO ALL WASHING FACILITIES THROUGHOUT THE WORKING DAY (AS4674-2004, SECTION 4.3).

REVISIONS

No	AMENDMENT	ENG	DRAFT	DATE
1	ISSUED FOR DA APPROVAL	M.W.	A.K.	29.05.26

SCALE BAR
1:100
0 10 20 30 40 50 100 mm

COPYRIGHT ©
THIS DRAWING IS COPYRIGHT AND THE PROPERTY OF CUBITIC CONSULTING PTY LTD. IT MUST NOT BE RETAINED, COPIED OR USED WITHOUT THE AUTHORITY OF CUBITIC CONSULTING PTY LTD.

DISCLAIMER
THE DRAWING AND ITS CONTENTS ARE ELECTRONICALLY GENERATED, ARE CONFIDENTIAL AND MAY ONLY BE USED FOR THE PURPOSE FOR WHICH THEY WERE INTENDED. CUBITIC CONSULTING PTY LTD. WILL NOT ACCEPT RESPONSIBILITY FOR ANY CONSEQUENCES ARISING FROM THE USE OF THE DRAWING FOR OTHER THAN ITS INTENDED PURPOSE OR WHERE THE DRAWING HAS BEEN ALTERED, AMENDED OR CHANGED EITHER MANUALLY OR ELECTRONICALLY BY ANY THIRD PARTY.

CUBITIC CONSULTING
PTY. LTD. A.B.N. 77 143 640 586
STRUCTURAL | POST TENSIONING
SUITE 3, 1 BULLECOURT AVE, MILPERRA, NSW 2214
Office - (+61) 2 8606 1285 | Mobile - (+61) 452 500 443
Email - info@cubitic.com.au | Web - www.cubitic.com.au

CLIENT
CLIENT ADDRESS

DESIGN
CUBITIC CONSILTING
SUITE 3, 1 BULLECOURT AVE, MILPERRA, NSW 2214

PROJECT TITLE
CHANGE OF USE KITCHEN AND COOL ROOM AREA
TO FOOD AND DRINK PREMISES AT 284 CANTERBURY RD, CANTERBURY, NSW 2193

DRAWING TITLE
KITCHEN PART PLAN -02

DESIGNER	DRAFTSPERSON	APPROVED BY
---------	A.KAMEL	M.WASEF

SCALE @ A1	DATE	SHEET SIZE	REVISION
1:200		A1	1

JOB No	DRAWING No.
240194	A0121

Jun 09, 2026 - 2:15PM, C:\Users\Arsany\Kamel\Cubitic Consulting PTY LTD\Cubitic Project Management - General\Metro Petroleum - Dja Group\240194 - 284 Canterbury Rd, Canterbury - NSW 2193\02. DA\Architectural - Cubitic\1. Working Drawings\A0121- Kitchen Floor Plan PART 2.dwg
Arsany Kamel

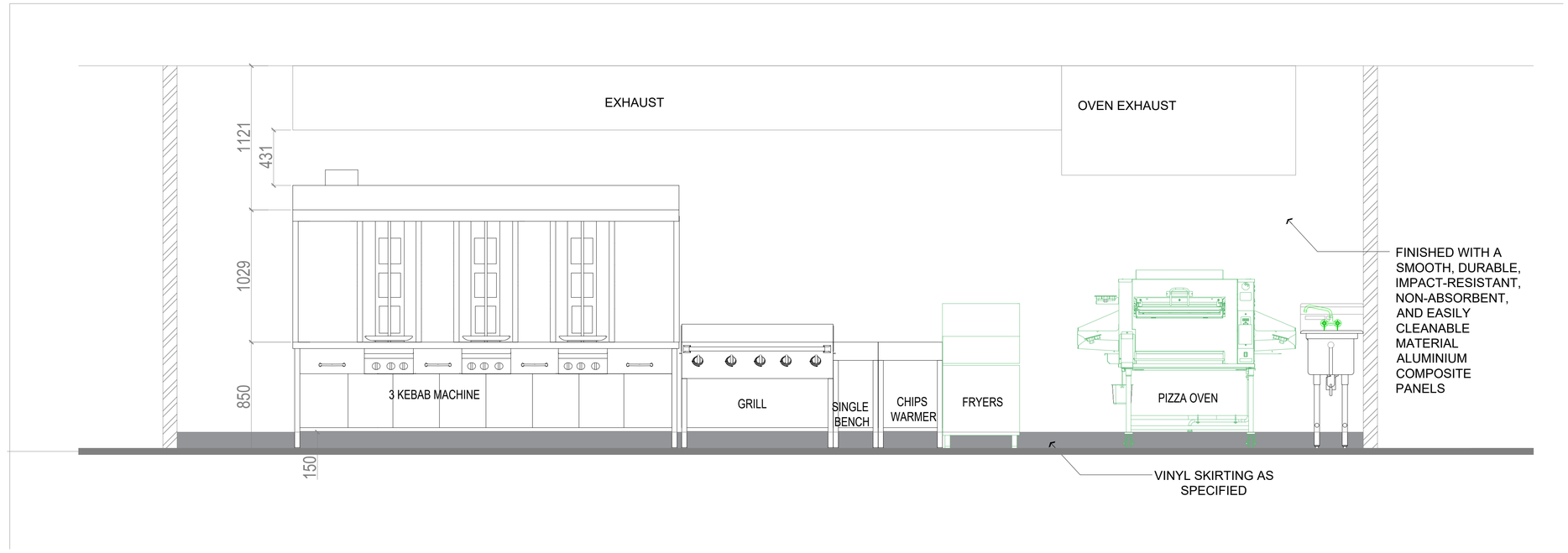

ELEVATION - 01

SCALE 1:20

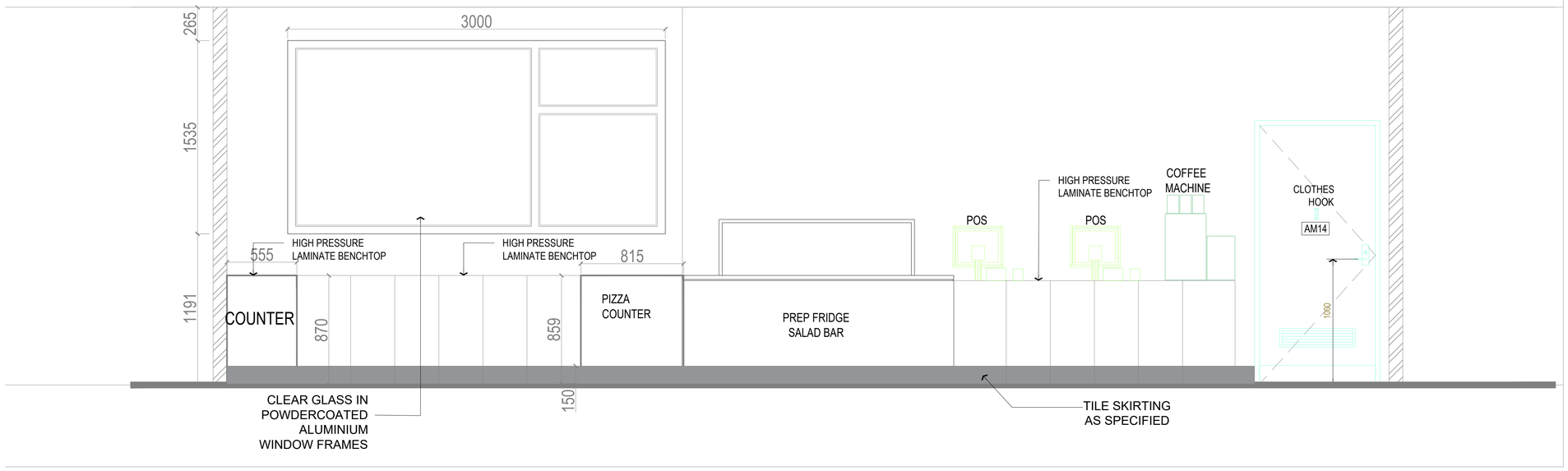

ELEVATION - 02

SCALE 1:20

REVISIONS

No	AMENDMENT	ENG	DRAFT	DATE
1	ISSUED FOR DA APPROVAL	M.W.	A.K.	29.05.26

SCALE BAR

1:100

0 10 20 30 40 50 100 mm

COPYRIGHT ©
THIS DRAWING IS COPYRIGHT AND THE PROPERTY OF CUBITIC CONSULTING PTY LTD. IT MUST NOT BE RETAINED, COPIED OR USED WITHOUT THE AUTHORITY OF CUBITIC CONSULTING PTY LTD.

DISCLAIMER
THE DRAWING AND ITS CONTENTS ARE ELECTRONICALLY GENERATED, ARE CONFIDENTIAL AND MAY ONLY BE USED FOR THE PURPOSE FOR WHICH THEY WERE INTENDED. CUBITIC CONSULTING PTY LTD. WILL NOT ACCEPT RESPONSIBILITY FOR ANY CONSEQUENCES ARISING FROM THE USE OF THE DRAWING FOR OTHER THAN ITS INTENDED PURPOSE OR WHERE THE DRAWING HAS BEEN ALTERED, AMENDED OR CHANGED EITHER MANUALLY OR ELECTRONICALLY BY ANY THIRD PARTY.

CUBITIC CONSULTING
PTY. LTD. A.B.N. 77 143 640 586
STRUCTURAL | POST TENSIONING

SUITE 3, 1 BULLECOURT AVE, MILPERRA, NSW 2214
Office - (+61) 2 8606 1285 | Mobile - (+61) 452 500 443
Email - info@cubitic.com.au | Web - www.cubitic.com.au

CLIENT
CLIENT ADDRESS

DESIGN
CUBITIC CONSILTING
SUITE 3, 1 BULLECOURT AVE, MILPERRA, NSW 2214

PROJECT TITLE
CHANGE OF USE KITCHEN AND COOL ROOM AREA
TO FOOD AND DRINK PREMISES AT 284 CANTERBURY RD, CANTERBURY, NSW 2193

DRAWING TITLE
KITCHEN SECTIONS -01

DESIGNER	DRAFTSPERSON	APPROVED BY
---------	A.KAMEL	M.WASEF
SCALE @ A1: 1:200	DATE	SHEET SIZE: A1
JOB No: 240194	DRAWING No.: A0122	REVISION: 1

Jun 09, 2026 - 2:19PM,C:\Users\Arsany\Kamel\Cubitic Consulting PTY LTD\Cubitic Project Management - General\Metro Petroleum - Dja Group\240194 - 284 Canterbury Rd, Canterbury - NSW 2193\2. DA\Architectural - Cubitic\1. Working Drawings\A0122- Kitchen sections.dwg
Arsany\Kamel

ELEVATION - 03

SCALE 1:20

REVISIONS

No	AMENDMENT	ENG	DRAFT	DATE
1	ISSUED FOR DA APPROVAL	M.W.	A.K.	29.05.26

SCALE BAR

1:100

0 10 20 30 40 50 100 mm

COPYRIGHT ©
THIS DRAWING IS COPYRIGHT AND THE PROPERTY OF CUBITIC CONSULTING PTY LTD. IT MUST NOT BE RETAINED, COPIED OR USED WITHOUT THE AUTHORITY OF CUBITIC CONSULTING PTY LTD.

DISCLAIMER
THE DRAWING AND ITS CONTENTS ARE ELECTRONICALLY GENERATED, ARE CONFIDENTIAL AND MAY ONLY BE USED FOR THE PURPOSE FOR WHICH THEY WERE INTENDED. CUBITIC CONSULTING PTY LTD. WILL NOT ACCEPT RESPONSIBILITY FOR ANY CONSEQUENCES ARISING FROM THE USE OF THE DRAWING FOR OTHER THAN ITS INTENDED PURPOSE OR WHERE THE DRAWING HAS BEEN ALTERED, AMENDED OR CHANGED EITHER MANUALLY OR ELECTRONICALLY BY ANY THIRD PARTY.

CUBITIC
CONSULTING
PTY. LTD. A.B.N. 77 143 640 586
STRUCTURAL | POST TENSIONING

SUITE 3, 1 BULLECOURT AVE, MILPERRA, NSW 2214
Office - (+61) 2 8606 1285 | Mobile - (+61) 452 500 443
Email - info@cubitic.com.au | Web - www.cubitic.com.au

CLIENT
CLIENT ADDRESS

DESIGN
CUBITIC CONSILTING
SUITE 3, 1 BULLECOURT AVE, MILPERRA, NSW 2214

PROJECT TITLE
CHANGE OF USE KITCHEN AND COOL ROOM AREA
TO FOOD AND DRINK PREMISES AT 284 CANTERBURY RD, CANTERBURY, NSW 2193

DRAWING TITLE
KITCHEN SECTIONS -02

DESIGNER	DRAFTSPERSON	APPROVED BY
---------	A.KAMEL	M.WASEF

SCALE @ A1	DATE	SHEET SIZE	REVISION
1:200		A1	1

JOB No	DRAWING No.
240194	A0123

Arsany Kamel Jun 09, 2026 - 2:19PM,C:\Users\Arsany\Kamel\Cubitic Consulting PTY LTD\Cubitic Project Management - General\Metro Petroleum - Dja Group\240194 - 284 Canterbury Rd, Canterbury NSW 2193\2 DA\Architectural - Cubitic1 Working Drawings\A0123- Kitchen sections.dwg

WALL LEGEND:

- GYPROCK LINING AND TILE FINISH TO WET AREA. TILES TO BE INSTALLED IN ACCORDANCE WITH RELEVANT AUSTRALIAN STANDARDS, NCC REQUIREMENTS, AND MANUFACTURER'S SPECIFICATIONS.
- CLADDED WALL WITH GYPROCK LINING AND PAINT FINISH AS SPECIFIED.
- 75mm COOLROOM/FREEZER INSULATION PANEL
- BLOCK WALL FINISHED WITH A SMOOTH, DURABLE, IMPACT-RESISTANT, NON-ABSORBENT, AND EASILY CLEANABLE MATERIAL ALUMINIUM COMPOSITE PANELS

FLOOR FINISHES LEGEND

LOCATION	FINISH HATCH
STORE ANTI-SLIP FLOOR TILE FINISH AS SPECIFIED. INSTALLATION TO COMPLY WITH RELEVANT AUSTRALIAN STANDARDS, NCC REQUIREMENTS, AND MANUFACTURER'S SPECIFICATIONS.	
UNISEX AMENITY ANTI-SLIP FLOOR TILE FINISH WITH METAL SKIRTING TO WALLS AS SPECIFIED. INSTALLATION TO COMPLY WITH RELEVANT AUSTRALIAN STANDARDS, NCC REQUIREMENTS	
STORAGE, OFFICE ANTI-SLIP FLOOR TILE FINISH AS SPECIFIED. INSTALLATION TO COMPLY WITH RELEVANT AUSTRALIAN STANDARDS, NCC REQUIREMENTS, AND MANUFACTURER'S SPECIFICATIONS.	
KITCHEN, CONSOLE & UTILITIES AREA ANTI-SLIP FLOOR TILE FINISH WITH METAL SKIRTING TO WALLS AS SPECIFIED. INSTALLATION TO COMPLY WITH RELEVANT AUSTRALIAN STANDARDS, NCC REQUIREMENTS	
COOLROOM VINYL WITH COVED VINYL SKIRTING. APPROX. AREA = 23.5mm²	
FREEZER COOLROOM PANEL, TOPPING SLAB + VINYL WITH COVED VINYL SKIRTING. APPROX. AREA = 8.5mm²	

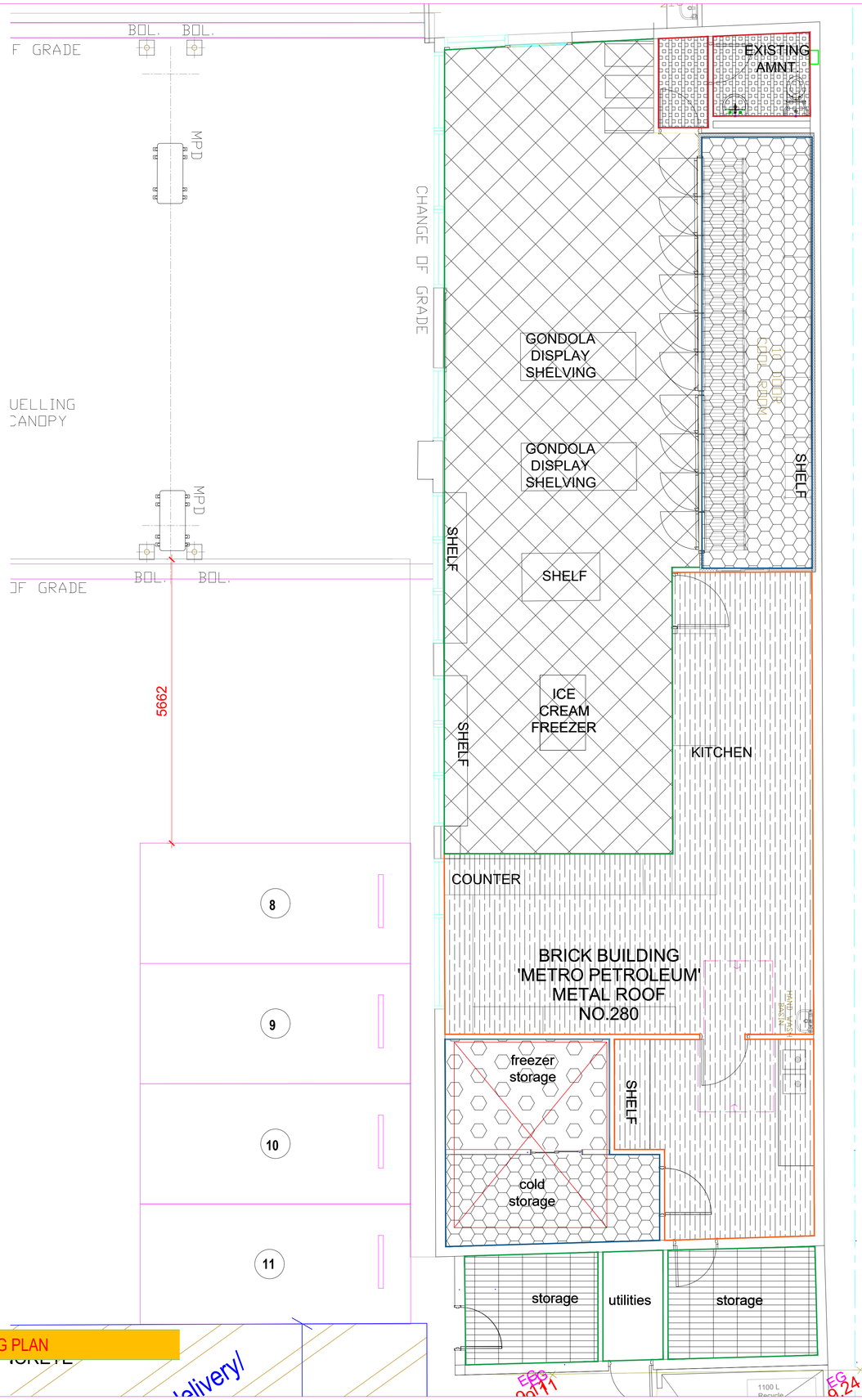

FINISHING PLAN

SCALE 1:50

REVISIONS

No	AMENDMENT	ENG	DRAFT	DATE
1	ISSUED FOR DA APPROVAL	M.W.	A.K.	29.05.26

SCALE BAR

1:100
0 10 20 30 40 50 100 mm

COPYRIGHT ©
THE DRAWING IS COPYRIGHT AND THE PROPERTY OF CUBITIC CONSULTING PTY LTD. IT MUST NOT BE RETAINED, COPIED OR USED WITHOUT THE AUTHORITY OF CUBITIC CONSULTING PTY LTD.

DISCLAIMER
THIS DRAWING AND ITS CONTENTS ARE ELECTRONICALLY GENERATED, ARE CONFIDENTIAL AND MAY ONLY BE USED FOR THE PURPOSE FOR WHICH THEY WERE INTENDED. CUBITIC CONSULTING PTY LTD. WILL NOT ACCEPT RESPONSIBILITY FOR ANY CONSEQUENCES ARISING FROM THE USE OF THE DRAWING FOR OTHER THAN ITS INTENDED PURPOSE OR WHERE THE DRAWING HAS BEEN ALTERED, AMENDED OR CHANGED EITHER MANUALLY OR ELECTRONICALLY BY ANY THIRD PARTY.

CUBITIC CONSULTING
PTY. LTD. A.B.N. 77 143 640 586
STRUCTURAL | POST TENSIONING
SUITE 3, 1 BULLECOURT AVE, MILPERRA, NSW 2214
Office - (+61) 2 8606 1285 | Mobile - (+61) 452 500 443
Email - info@cubitic.com.au | Web - www.cubitic.com.au

CLIENT
CLIENT ADDRESS

DESIGN
CUBITIC CONSILTING
SUITE 3, 1 BULLECOURT AVE, MILPERRA, NSW 2214

PROJECT TITLE
CHANGE OF USE KITCHEN AND COOL ROOM AREA
TO FOOD AND DRINK PREMISES AT
284 CANTERBURY RD, CANTERBURY, NSW 2193

DRAWING TITLE
FINISHING PLAN

DESIGNER	DRAFTSPERSON	APPROVED BY	
---------	A.KAMEL	M.WASEF	
SCALE @ A1 1:200	DATE	SHEET SIZE A1	REVISION
JOB No 240194	DRAWING No. A0150		1

Jun 09, 2026 - 2:16PM,C:\Users\AnjanyKamel\Cubitic Consulting PTY LTD\Cubitic Project Management - General\Metro Petroleum - Cbd Group\240194 - 284 Canterbury Rd, Canterbury - NSW 21932 - DA\Architectural - Cubitic\1. Working Drawings\A0150- finishing plan.dwg
AnjanyKamel

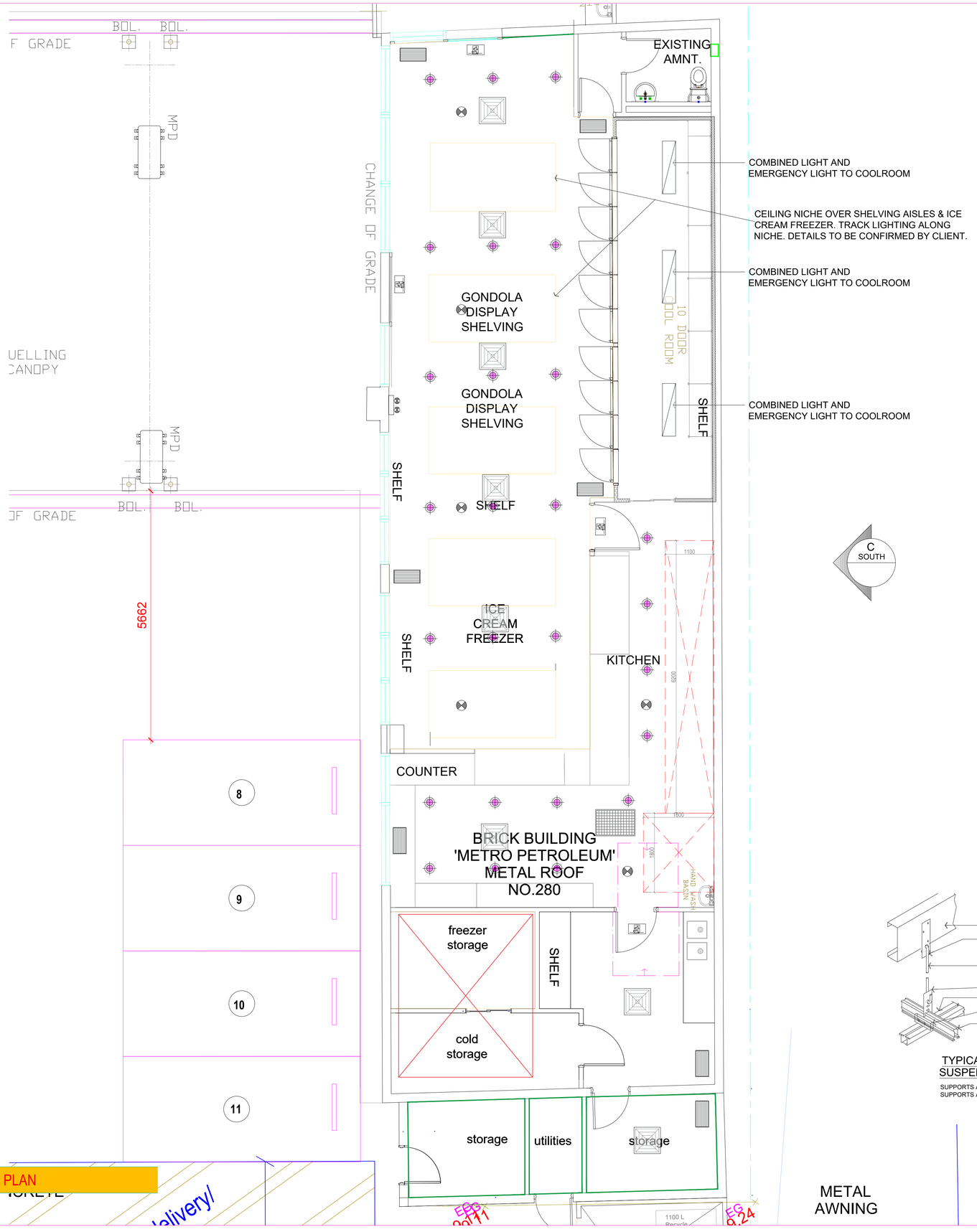

NOTES:

1. ALL RELEVANT AIR-CONDITIONING AND VENTILATION SYSTEMS AND COMPONENTS WILL BE DESIGNED IN ACCORDANCE WITH THE DTS REQUIREMENTS OF PART J6, AND A SEPARATE REPORT WILL BE SUBMITTED BY THE MECHANICAL SERVICES DESIGNER VERIFYING COMPLIANCE WHERE REQUIRED.

2. ALL ELECTRICAL WORKS TO BE D&C BY BUILDING CONTRACTOR.
   2.1 ALL ELECTRICAL WORKS SHALL BE CARRIED OUT IN ACCORDANCE WITH SECTION J REPORT.
   2.2 THE MAXIMUM ILLUMINATION POWER DENSITY MUST NOT EXCEED THE SUM OF THE ALLOWANCES OBTAINED BY MULTIPLYING THE AREA OF EACH SPACE BY THE MAXIMUM ILLUMINATION POWER\ DENSITY IN TABLE J7D3A.
   2.3 THE PROPOSED LIGHTING FIXTURES AS DETAILED ON THE DRAWINGS COMPLY WITH THIS REQUIREMENT - REFER APPENDIX 1, OF SECTION J REPORT LIGHTING CALCULATOR.
   2.4 ARTIFICIAL LIGHTING OF A ROOM OR SPACE MUST BE INDIVIDUALLY OPERATED BY A SWITCH, OTHER CONTROL DEVICE DEVICE, OR A COMBINATION OF BOTH.
   2.5 THE CONTROL DEVICE MUST BE LOCATED IN A VISIBLE AND EASILY ACCESSED POSITION IN THE ROOM OR SPACE BEING SWITCHED OR IN AN ADJACENT ROOM OR SPACE FROM WHERE 90% OF THE LIGHTING BEING SWITCHED IS VISIBLE.
   2.6 EXTERIOR ARTIFICIAL LIGHTING ATTACHED TO OR DIRECTED AT THE FACADE OF A BUILDING, WHERE INSTALLED, MUST BE CONTROLLED BY A DAYLIGHT SENSOR OR A TIME SWITCH AS DETAILED IN PART J6.5. WHEN THE TOTAL LIGHTING EXCEEDS 100W, USE LED LUMINAIRES FOR 90% OF THE TOTAL LOAD, OR BE CONTROLLED BY A MOTION DETECTOR, OR WHEN USED FOR DECORATIVE PURPOSES, SUCH AS FAÇADE LIGHTING OR SIGNAGE LIGHTING, HAVE A SEPARATE TIME SWITCH IN ACCORDANCE WITH SPECIFICATION 40.

LEGEND

- LED RECESSED DOWNLIGHT. IP65
- SURFACE MOUNTED EMERGENCY EXIT LIGHT.
- RECESSED EMERGENCY LIGHT.
- RETURN AIR.
- AC REGISTER
- WALL MOUNTED LED EMERGENCY TWIN HEAD FLOODLIGHT
- EGG CRATE GRILLE (VARIOUS SIZES).

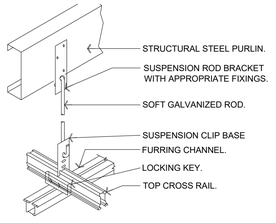

TYPICAL DETAIL FOR SUSPENSION SYSTEM

SUPPORTS AT 1200 CTS. TYPICAL.
SUPPORTS AT 600 CTS FOR TIMBER CLAD CEILINGS.

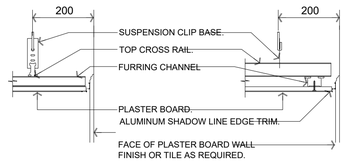

TYPICAL FIXING DETAILS FOR SUSPENDED GRID & SCREW UP PLASTER BOARD CEILINGS

REVISIONS

No	AMENDMENT	ENG	DRAFT	DATE
1	ISSUED FOR DA APPROVAL	M.W.	A.K.	29.05.26

SCALE BAR

1:100 0 10 20 30 40 50 100 mm

COPYRIGHT ©
THIS DRAWING IS COPYRIGHT AND THE PROPERTY OF CUBITIC CONSULTING PTY LTD. IT MUST NOT BE RETAINED, COPIED OR USED WITHOUT THE AUTHORITY OF CUBITIC CONSULTING PTY LTD.

DISCLAIMER
THE DRAWING AND ITS CONTENTS ARE ELECTRONICALLY GENERATED, ARE CONFIDENTIAL AND MAY ONLY BE USED FOR THE PURPOSE FOR WHICH THEY WERE INTENDED. CUBITIC CONSULTING PTY LTD. WILL NOT ACCEPT RESPONSIBILITY FOR ANY CONSEQUENCES ARISING FROM THE USE OF THE DRAWING FOR OTHER THAN ITS INTENDED PURPOSE OR WHERE THE DRAWING HAS BEEN ALTERED, AMENDED OR CHANGED EITHER MANUALLY OR ELECTRONICALLY BY ANY THIRD PARTY.

CUBITIC CONSULTING
PTY. LTD. A.B.N. 77 143 640 586
STRUCTURAL | POST TENSIONING
SUITE 3, 1 BULLECOURT AVE, MILPERRA, NSW 2214
Office - (+61) 2 8606 1285 | Mobile - (+61) 452 500 443
Email - info@cubitic.com.au | Web - www.cubitic.com.au

CLIENT
CLIENT ADDRESS

DESIGN
CUBITIC CONSILTING
SUITE 3, 1 BULLECOURT AVE, MILPERRA, NSW 2214

PROJECT TITLE
CHANGE OF USE KITCHEN AND COOL ROOM AREA
TO FOOD AND DRINK PREMISES AT 284 CANTERBURY RD, CANTERBURY, NSW 2193

DRAWING TITLE
CEILING PLAN

DESIGNER	DRAFTSPERSON	APPROVED BY
---------	A.KAMEL	M.WASEF

SCALE @ A1	DATE	SHEET SIZE	REVISION
1:200		A1	1

JOB No	DRAWING No.
240194	A0160

CEILING PLAN

SCALE 1:50

Jun 09, 2026 - 2:16PM,C:\Users\Arsany\Kamel\Cubitic Consulting PTY LTD\Cubitic Project Management - General\Metro Petroleum - Chh Group\240194 - 284 Canterbury Rd, Canterbury, NSW 2193\2. DA\Architectural - Cubitic\1. Working Drawings\A0160- ceiling plan.dwg
Arsany\Kamel

REFER TO OTHER CONSULTANTS / ENGINEER'S DOCS FOR MECHANICAL, HYDRAULIC AND ELECTRICAL SERVICES.

EQUIPMENT IS TO HAVE:
- SMOOTH METAL LEGS, FREE FROM ANGLES, CREVICES, EASY TO CLEAN AND SEALED TO PREVENT ACCESS OF VERMIN, APPROX 150MM HIGH FOR EASY CLEANING OR
- CASTORS OR WHEELS ARE AN ALTERNATIVE TO LEGS AND PLINTHS

ALL MEASUREMENTS AND DIMENSIONS ON THE FLOOR PLAN TO BE VERIFIED ON SITE PRIOR TO ANY FABRICATION, CONSTRUCTION AND ORDERING OF WHITEGOODS, EQUIPMENT AND JOINERY.

ALL FOOD PREPARATION BENCHES MUST BE CONSTRUCTED IN STAINLESS STEEL

CONTRACTOR TO ENSURE HEAVY-DUTY STAINLESS-STEEL FRAMING AND SUPPORT BENCHES.

ALL HOLES REQUIRED, TO BE DRILLED INTO THE BENCHTOP. TO BE CONFIRMED AND CHECKED BY CONTRACTOR FOR CORRECT POSITIONING.

ALL NEW INTERNAL WALL TO BE OF SOLID CONSTRUCTION. NO CAVITIES TO BE CREATED BY THIS CONSTRUCTION. ALL TO COMPLY WITH FOOD PREMISES BUILDING CODE AND LOCAL AUTHORITY REGULATIONS.

SHOP DRAWINGS OF ALL CUSTOM STAINLESS STEEL FABRICATION TO BE PROVIDED BY KITCHEN CONTRACTOR / BUILDER FOR APPROVAL FROM CLIENT PRIOR TO FABRICATING ANY STAINLESS STEEL WORKBENCHES, SINKS, EXHAUST HOODS, WALL SHELVES.

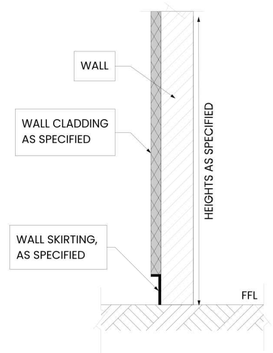

S03
1:20
WALL SKIRTING

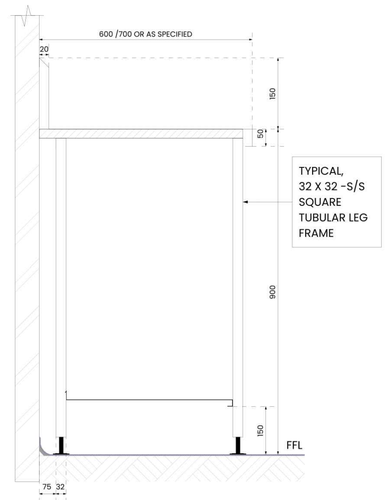

S09
1:20
DRY WORKBENCH

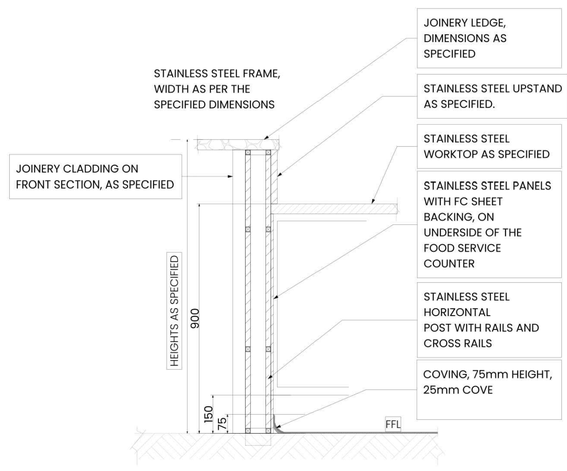

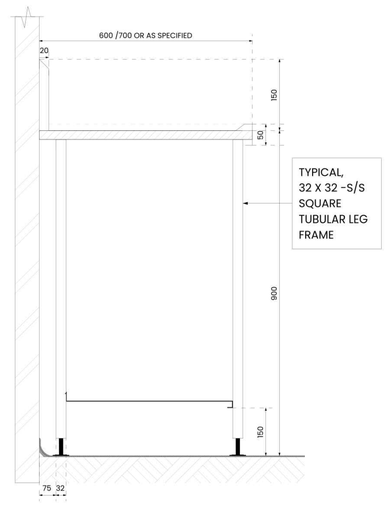

REVISIONS

No	AMENDMENT	ENG	DRAFT	DATE
1	ISSUED FOR DA APPROVAL	M.W.	A.K.	29.05.26

SCALE BAR
1:100
0 10 20 30 40 50 100 mm

COPYRIGHT ©
THIS DRAWING IS COPYRIGHT AND THE PROPERTY OF CUBITIC CONSULTING PTY LTD. IT MUST NOT BE RETAINED, COPIED OR USED WITHOUT THE AUTHORITY OF CUBITIC CONSULTING PTY LTD.

DISCLAIMER
THIS DRAWING AND ITS CONTENTS ARE ELECTRONICALLY GENERATED, ARE CONFIDENTIAL AND MAY ONLY BE USED FOR THE PURPOSE FOR WHICH THEY WERE INTENDED. CUBITIC CONSULTING PTY LTD. WILL NOT ACCEPT RESPONSIBILITY FOR ANY CONSEQUENCES ARISING FROM THE USE OF THE DRAWING FOR ANY OTHER PURPOSE INTENDED OR EVENT WHERE THE DRAWING HAS BEEN ALTERED, AMENDED OR CHANGED EITHER MANUALLY OR ELECTRONICALLY BY ANY THIRD PARTY.

CUBITIC CONSULTING
PTY. LTD. A.B.N. 77 143 640 586
STRUCTURAL | POST TENSIONING

SUITE 3, 1 BULLECOURT AVE, MILPERRA, NSW 2214
Office - (+61) 2 8606 1285 | Mobile - (+61) 452 500 443
Email - info@cubitic.com.au | Web - www.cubitic.com.au

CLIENT
CLIENT ADDRESS

DESIGN
CUBITIC CONSILTING
SUITE 3, 1 BULLECOURT AVE, MILPERRA, NSW 2214

PROJECT TITLE
CHANGE OF USE KITCHEN AND COOL ROOM AREA
TO FOOD AND DRINK PREMISES AT 284 CANTERBURY RD, CANTERBURY, NSW 2193

DRAWING TITLE
DETAILS SHEET -01

DESIGNER	DRAFTSPERSON	APPROVED BY
---------	A.KAMEL	M.WASEF

SCALE @ A1	DATE	SHEET SIZE	REVISION
1:200		A1	1

JOB No	DRAWING No.
240194	A0170

Arsany Kamel Jun 09, 2026 - 2:19PM C:\Users\Arsany\Kamel\Cubitic Consulting PTY LTD\Cubitic Project Management - General\Metro Petroleum - City Group\240194 - 284 Canterbury Rd, Canterbury, NSW 2193\2. DA\Architectural\Working Drawings\A0170- details.dwg

REFER TO OTHER CONSULTANTS / ENGINEER'S DOCS FOR MECHANICAL, HYDRAULIC AND ELECTRICAL SERVICES.

ALL COOKING EQUIPMENT MUST BE LOCATED UNDER A MECHANICAL VENTILATION SYSTEM THAT COMPLIES WITH AS1668.1 AND AS1668.2.

REFER TO THE MECHANICAL ENGINEER'S DRAWINGS/ SPECIFICATIONS FOR ALL MECHANICAL REQUIREMENTS.

IN ADDITION TO THE CIRCUITS SPECIFIED, ALLOW POWER POINTS FOR MECHANICAL EXHAUST FAN SYSTEM.

KITCHEN FITOUT CONTRACTOR / BUILDER TO CO-ORDINATE MECHANICAL CONTRACTOR TO DEENTIFY REQUIRED POWER FOR SPECIFIED EXHAUST HOODS.

PLEASE REFER TO CERTIFIED FIRE ENGINEER'S PLAN FOR DETAILS ON FIRE RATING REQUIRED FOR THE WALLS, SPRINKLER POSITIONS, SMOKE ALARMS, EMERGENCY LIGHTS.

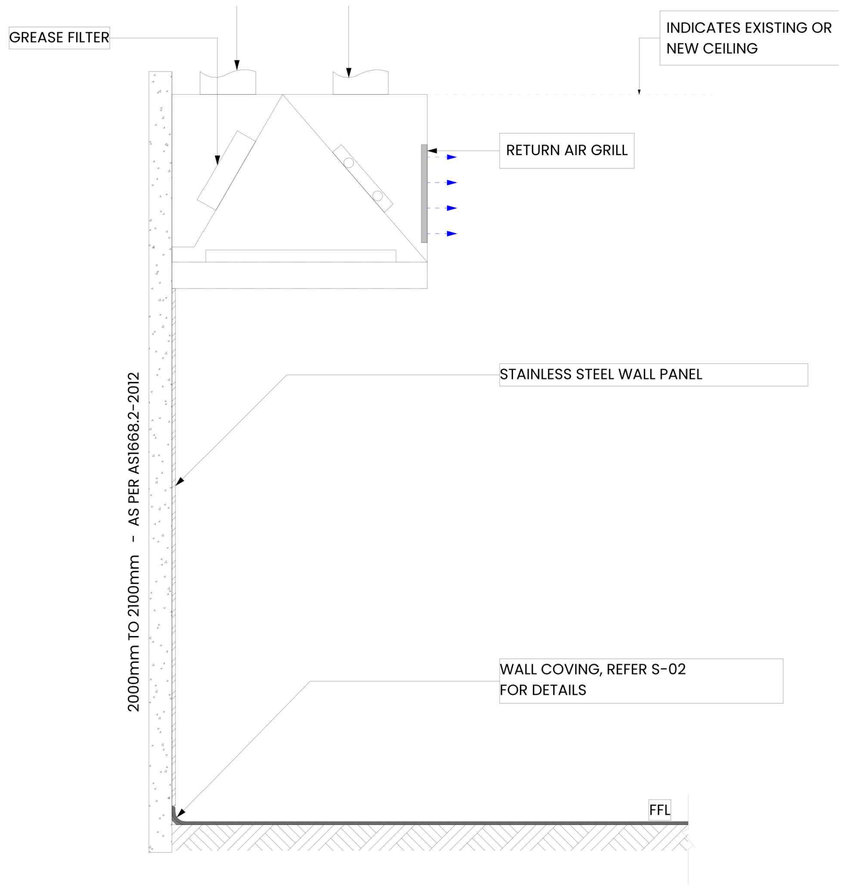

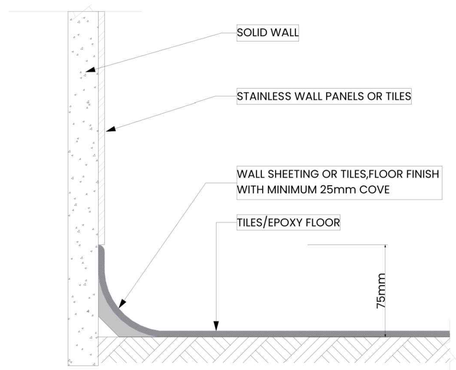

REVISIONS

No	AMENDMENT	ENG	DRAFT	DATE
1	ISSUED FOR DA APPROVAL	M.W.	A.K.	29.05.26

SCALE BAR

1:100 0 10 20 30 40 50 100 mm

COPYRIGHT ©
THIS DRAWING IS COPYRIGHT AND THE PROPERTY OF CUBITIC CONSULTING PTY LTD. IT MUST NOT BE RETAINED, COPIED OR USED WITHOUT THE AUTHORITY OF CUBITIC CONSULTING PTY LTD.

DISCLAIMER
THIS DRAWING AND ITS CONTENTS ARE ELECTRONICALLY GENERATED, ARE CONFIDENTIAL AND MAY ONLY BE USED FOR THE PURPOSE FOR WHICH THEY WERE INTENDED. CUBITIC CONSULTING PTY LTD. WILL NOT ACCEPT RESPONSIBILITY FOR ANY CONSEQUENCES ARISING FROM THE USE OF THE DRAWING FOR OTHER THAN ITS INTENDED PURPOSE OR WHERE THE DRAWING HAS BEEN ALTERED, AMENDED OR CHANGED EITHER MANUALLY OR ELECTRONICALLY BY ANY THIRD PARTY.

CUBITIC CONSULTING
PTY. LTD. A.B.N. 77 143 640 586
STRUCTURAL | POST TENSIONING
SUITE 3, 1 BULLECOURT AVE, MILPERRA, NSW 2214
Office - (+61) 2 8606 1285 | Mobile - (+61) 452 500 443
Email - info@cubitic.com.au | Web - www.cubitic.com.au

CLIENT
CLIENT ADDRESS

DESIGN
CUBITIC CONSILTING
SUITE 3, 1 BULLECOURT AVE, MILPERRA, NSW 2214

PROJECT TITLE
CHANGE OF USE KITCHEN AND COOL ROOM AREA
TO FOOD AND DRINK PREMISES AT 284 CANTERBURY RD, CANTERBURY, NSW 2193

DRAWING TITLE
DETAILS SHEET -02

DESIGNER	DRAFTSPERSON	APPROVED BY
---------	A.KAMEL	M.WASEF

SCALE @ A1	DATE	SHEET SIZE	REVISION
1:200		A1	1

JOB No	DRAWING No:
240194	A0171

Anoop/Kamel Jun 09, 2026 - 2:18PM C:\Users\Anoop\Kamel\Cubitic Consulting PTY. LTD\Cubitic Project Management - General\Metro Petroleum - Chk Group\240194 - 284 Canterbury Rd, Canterbury, NSW 2193\2. DA\Architectural - Cubitic\1. Working Drawings\A0171 - details.dwg

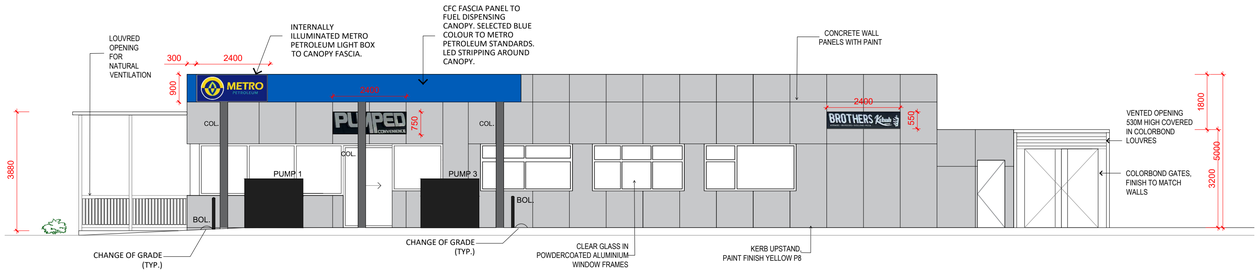

A NORTH CANOPY ELEVATION
SCALE 1:100

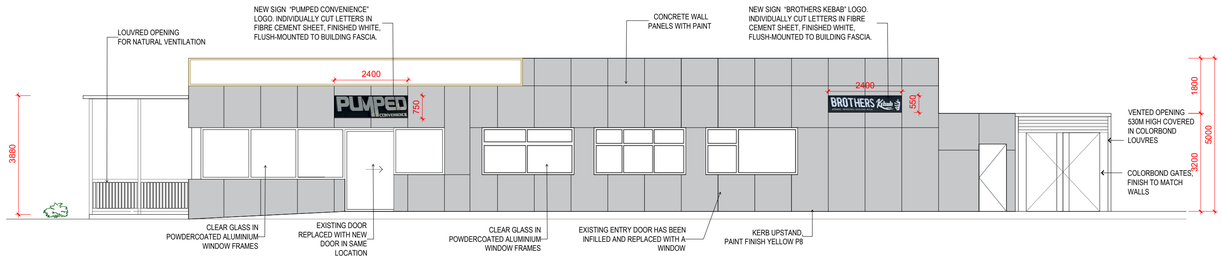

A NORTH SHOP ELEVATION
SCALE 1:100

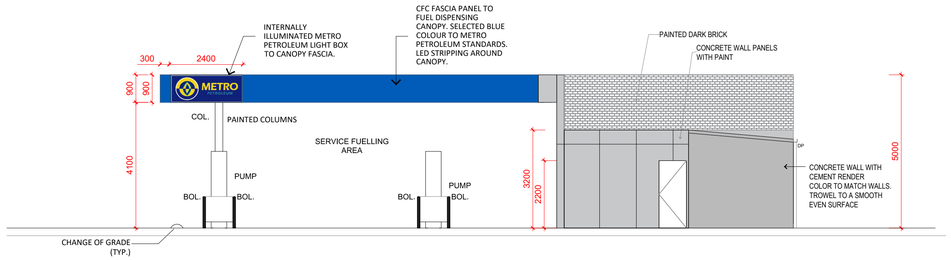

B WEST ELEVATION
SCALE 1:100

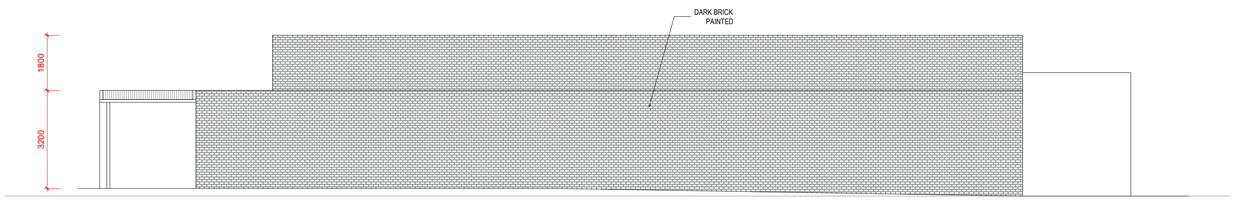

C SOUTH ELEVATION
SCALE 1:100

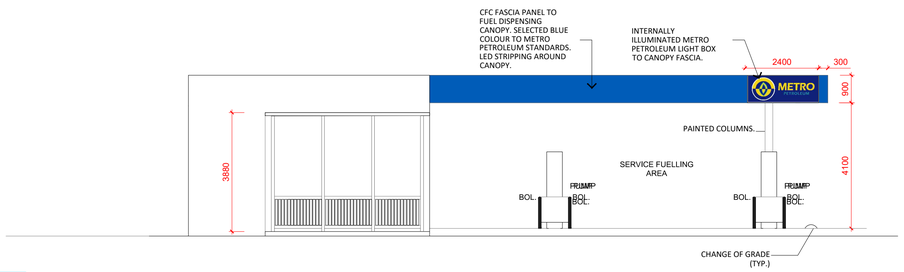

D EAST ELEVATION
SCALE 1:100

ELEVATION

SCALE 1:100

REVISIONS

No	AMENDMENT	ENG	DRAFT	DATE
8	ISSUED FOR DA APPROVAL	M.W.	Az.K.	24.10.25
7	ISSUED FOR DA APPROVAL	M.W.	Az.K.	26.08.25

SCALE BAR
1:100
0 10 20 30 40 50 100 mm

COPYRIGHT ©
THIS DRAWING IS COPYRIGHT AND THE PROPERTY OF CUBITIC CONSULTING PTY LTD. IT MUST NOT BE RETAINED, COPIED OR USED WITHOUT THE AUTHORITY OF CUBITIC CONSULTING PTY LTD.

DISCLAIMER
THIS DRAWING AND ITS CONTENTS ARE ELECTRONICALLY GENERATED, ARE CONFIDENTIAL AND MAY ONLY BE USED FOR THE PURPOSE FOR WHICH THEY WERE INTENDED. CUBITIC CONSULTING PTY LTD. WILL NOT BE RESPONSIBLE FOR ANY CONSEQUENCES ARISING FROM THE USE OF THIS DRAWING FOR ANY OTHER PURPOSE OR WHERE THE DRAWING HAS BEEN ALTERED, AMENDED OR CHANGED EITHER MANUALLY OR ELECTRONICALLY BY ANY THIRD PARTY.

CUBITIC
CONSULTING
PTY. LTD. A.B.N. 77 143 640 586
STRUCTURAL | POST TENSIONING
SUITE 3, 1 BULLECOURT AVE, MILPERRA, NSW 2214
Office - (+61) 2 8606 1285 | Mobile - (+61) 452 500 443
Email - info@cubitic.com.au | Web - www.cubitic.com.au

CLIENT
CLIENT ADDRESS

DESIGN
CUBITIC CONSILTING
SUITE 3, 1 BULLECOURT AVE, MILPERRA, NSW 2214

PROJECT TITLE
CHANGE OF USE KITCHEN AND COOL ROOM AREA
TO FOOD AND DRINK PREMISES AT
284 CANTERBURY RD, CANTERBURY, NSW 2193

DRAWING TITLE
ELEVATIONS

DESIGNER	DRAFTSPERSON	APPROVED BY
---------	A.KAMEL	M.WASEF

SCALE @ A1	DATE	SHEET SIZE	REVISION
1:100		A1	8

JOB No	DRAWING No.
240194	A0200

Jun 09, 2026 - 2:16PM C:\Users\AnasyKamel\Cubitic Consulting PTY LTD\Cubitic Project Management - General\Metro Petroleum - Oth Group\240194 - 284 Canterbury Rd, Canterbury, NSW 2193\2. DA\Architectural - Cubitic\1. Working Drawings\A0200 MAIN ELEVATION.dwg
AnasyKamel

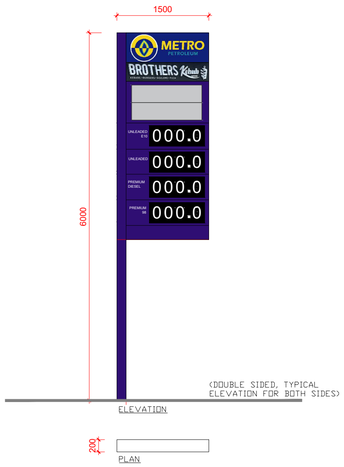

SIGNAGE A DETAILS

SCALE: 1:50



SIGNAGE B DETAILS

SCALE: 1:50

REVISIONS

No	AMENDMENT	ENG	DRAFT	DATE
2	ISSUED FOR DA APPROVAL	M.W.	A.K.	24.10.25
1	ISSUED FOR DA APPROVAL	M.W.	Az.K.	26.08.25

SCALE BAR

1:100

0 10 20 30 40 50 100 mm

COPYRIGHT ©
THIS DRAWING IS COPYRIGHT AND THE PROPERTY OF CUBITIC CONSULTING PTY LTD. IT MUST NOT BE RETAINED, COPIED OR USED WITHOUT THE AUTHORITY OF CUBITIC CONSULTING PTY LTD.

DISCLAIMER
THE DRAWING AND ITS CONTENTS ARE ELECTRONICALLY GENERATED, ARE CONFIDENTIAL AND MAY ONLY BE USED FOR THE PURPOSE FOR WHICH THEY WERE INTENDED. CUBITIC CONSULTING PTY LTD. WILL NOT ACCEPT RESPONSIBILITY FOR ANY CONSEQUENCES ARISING FROM THE USE OF THE DRAWING FOR OTHER THAN ITS INTENDED PURPOSE OR WHERE THE DRAWING HAS BEEN ALTERED, AMENDED OR CHANGED EITHER MANUALLY OR ELECTRONICALLY BY ANY THIRD PARTY.

CUBITIC CONSULTING
PTY. LTD. A.B.N. 77 143 640 586
STRUCTURAL | POST TENSIONING

SUITE 3, 1 BULLECOURT AVE, MILPERRA, NSW 2214
Office - (+61) 2 8606 1285 | Mobile - (+61) 452 500 443
Email - info@cubitic.com.au | Web - www.cubitic.com.au

CLIENT
CLIENT ADDRESS

DESIGN
CUBITIC CONSILTING
SUITE 3, 1 BULLECOURT AVE, MILPERRA, NSW 2214

PROJECT TITLE
CHANGE OF USE KITCHEN AND COOL ROOM AREA
TO FOOD AND DRINK PREMISES AT 284 CANTERBURY RD, CANTERBURY, NSW 2193

DRAWING TITLE
SIGNAGE DETAIL

DESIGNER	DRAFTSPERSON	APPROVED BY
---------	A.KAMEL	M.WASEF

SCALE @ A1	DATE	SHEET SIZE	REVISION
1:100		A1	2

JOB No	DRAWING No.
240194	A0201

SIGNAGE DETAIL

SCALE 1:50

Arsany/Komel Jun 09, 2025 - 2:16PM,C:\Users\Arsany\Komel\Cubitic Consulting PTY LTD\Cubitic Project Management - General\Metro Petroleum - Dja Group\240194 - 284 Canterbury Rd, Canterbury NSW 2193\2 DA\Architectural - Cubitic1 Working Drawings\A0201 - Sign Detail.dwg

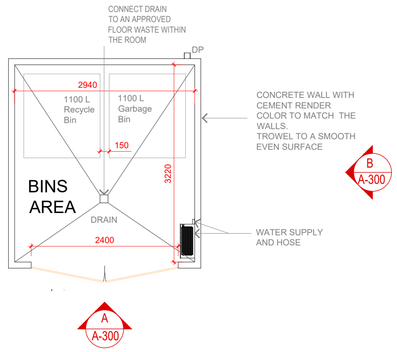

1 BIN AREA PLAN
SCALE 1:50

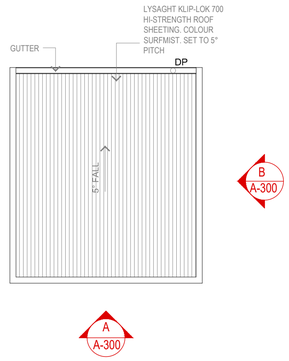

2 BIN AREA ROOF
SCALE 1:50

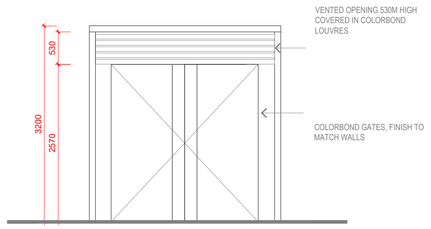

A A-300 ELEVATION
SCALE 1:50

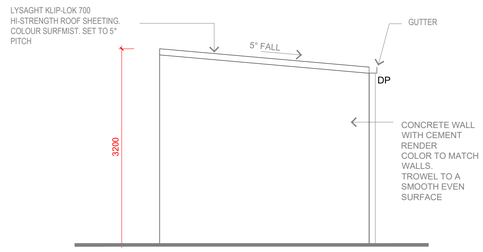

B A-300 ELEVATION
SCALE 1:50

REVISIONS

No	AMENDMENT	ENG	DRAFT	DATE
1	ISSUED FOR DA APPROVAL	M.W.	Az.K.	20.08.25

SCALE BAR
1:100
0 10 20 30 40 50 100 mm

COPYRIGHT ©
THIS DRAWING IS COPYRIGHT AND THE PROPERTY OF CUBITIC CONSULTING PTY LTD. IT MUST NOT BE RETAINED, COPIED OR USED WITHOUT THE AUTHORITY OF CUBITIC CONSULTING PTY LTD.

DISCLAIMER
THE DRAWING AND ITS CONTENTS ARE ELECTRONICALLY GENERATED, ARE CONFIDENTIAL AND MAY ONLY BE USED FOR THE PURPOSE FOR WHICH THEY WERE INTENDED. CUBITIC CONSULTING PTY LTD. WILL NOT ACCEPT RESPONSIBILITY FOR ANY CONSEQUENCES ARISING FROM THE USE OF THE DRAWING FOR OTHER THAN ITS INTENDED PURPOSE OR WHERE THE DRAWING HAS BEEN ALTERED, AMENDED OR CHANGED EITHER MANUALLY OR ELECTRONICALLY BY ANY THIRD PARTY.

CUBITIC CONSULTING
PTY. LTD. A.B.N. 77 143 640 586
STRUCTURAL | POST TENSIONING
SUITE 3, 1 BULLECOURT AVE, MILPERRA, NSW 2214
Office - (+61) 2 8606 1285 | Mobile - (+61) 452 500 443
Email - info@cubitic.com.au | Web - www.cubitic.com.au

CLIENT
CLIENT ADDRESS

DESIGN
CUBITIC CONSILTING
SUITE 3, 1 BULLECOURT AVE, MILPERRA, NSW 2214

PROJECT TITLE
CHANGE OF USE KITCHEN AND COOL ROOM AREA
TO FOOD AND DRINK PREMISES AT 284 CANTERBURY RD, CANTERBURY, NSW 2193

DRAWING TITLE
BINS AREA PLAN

DESIGNER	DRAFTSPERSON	APPROVED BY
---------	A.KAMEL	M.WASEF
SCALE @ A1: 1:200	DATE	SHEET SIZE: A1
JOB No: 240194	DRAWING No.: A0300	REVISION: 1

BINS AREA PLAN
SCALE 1:50

Akram/Komel Jun 09, 2025 - 2:15PM C:\Users\Akram\Komel\Cubitic Consulting PTY LTD\Cubitic Project Management - General\Metro Petroleum - Dja Group\240194 - 284 Canterbury Rd, Canterbury NSW 2193\2 DA\Architect\Working Drawings\A0300- Bins Area Plan.dwg